

# Innodisk Selection Guide

---

Flash Storage, DRAM Modules, Embedded Peripherals,  
and Software Solutions



**innodisk**





# ABOUT US

**Innodisk** is a service-driven provider of flash memory, DRAM modules, embedded peripherals, and software solutions for industrial and enterprise applications. With satisfied customers across the embedded, server, in-vehicle, cloud storage markets, and more, we have set ourselves apart from the competition with a commitment to dependable products and unparalleled service quality. The result is solutions designed to supplement existing industrial solutions and high IOPS flash arrays for industrial and enterprise applications. The expanded business lines lead our next steps as a comprehensive solutions and service provider in the industrial storage industry, and we look forward to working with our customers and partners, jointly Building an Intelligent World.

Founded in 2005 and headquartered in Taipei, Taiwan, Innodisk services clients globally with engineering experts and sales teams in China, Japan, France, the Netherlands, and the United States. With abundant experience and unrivaled knowledge of the memory industry, Innodisk develops products with excellent quality, remarkable performance, and the highest reliability.

For more information about Innodisk, please visit <https://www.innodisk.com>.

## Our Advantages



### Technical Aptitude by Design

Our advantage lies in our portfolio of hardware, software, and firmware technology and how we arrange these basic building blocks into new innovations.



### Deeply Rooted in the Market

Our awareness of the pitfalls and opportunities in vertical markets allows us to see the full picture when crafting the optimal solution.



### We Are in It Together

To reach the optimal solution, working together with our partner from day one is paramount. The best possible outcome is always managed by developing solutions jointly.

# Building an Intelligent World

Artificial Intelligence (AI) and the Internet of Things (IoT) are in a process of merging into what we define as AIoT. With edge computing, computational power is moving to the edge where IoT devices are gathering data. AI is the next logical step in efficient data handling and lowering latency while opening up for innovative solutions at the edge.

Powering AI platforms with Innodisk's industrial-grade memory and storage solutions is the way to ensure that the hardware is up for the task and is one of the key components in building the AIoT of the future.

## Smart Services

With smart services, businesses are able to bring better customer experiences to virtually all aspects of life.



## Smart Security

Smart security solutions help improve security everywhere –without sacrificing convenience.

## Smart Infrastructure

AIoT-powered infrastructure is one of the key building blocks of the smart cities of tomorrow.

## Smart Automation

Intelligent solutions make automation better and more efficient than ever before.



# InnoAgent, InnoAGE & InnoOSR – A Total Remote Management Solution



## InnoAgent

InnoAgent is a hardware module that allows out-of-band remote management of systems through an independent UART, RS232 or GPIO connection to the system from the module. Even if the device's regular network connection is completely unavailable due to a system crash, the device remains accessible through InnoAgent's separate communications channel.



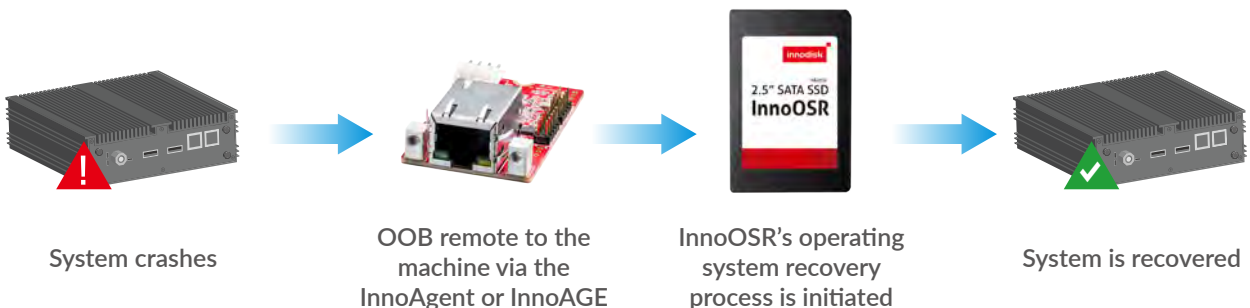
## InnoOSR

InnoOSR is a type of SSD with a unique architecture that allows operators to restore the drive to a working state with a single click of a (physical) button – or through other innovative ways depending on how it is integrated into a system, such as in parallel with an InnoAgent out-of-band remote management module, or even automatically after basic setup through the OSRTool.



## InnoAGE

InnoAGE is a SATA SSD that enables out-of-band remote management either through a Wi-Fi, or LAN connection directly to the SSD. InnoAGE is integrated with Innodisk's customized firmware, software, and hardware technologies. The drive provides full recovery even when the OS has crashed or is severely impaired to the extent that in-band management would be of little help.







Flash Storage

# Turborcharge 5G and AIoT with the Power of Industrial-Grade PCIe 4.0 SSDs

Innodisk industrial-grade PCIe Gen4x4 NVMe SSD series features 112-layer 3D TLC technology, offers temperature tolerance from -40 to 85°C, supports AES-256 encryption, and is compliant with TCG OPAL 2.0. This new series also utilizes NVMe technology that provides a necessary performance boost and other technological advancements encompassed in NVMe. One notable innovation is Namespace technology, which delivers better read and write efficiency and a longer SSD lifetime.

## Features

- PCIe Gen4x4, NVMe 1.4 (backward compatible with Gen3x4)
- Ultra performance: sequential read/write up to 7150/5800 MB/s
- High capacity: up to 4TB (M.2) or 8TB (U.2)
- Smooth firmware throttling providing steady optimal performance

Model Name	4TG2-P Serial	4TE2	4TE3
Photo			
Interface	PCIe Gen 4x4		
DRAM	With DRAM	Without DRAM	Without DRAM
Form Factor	M.2 2280 / M.2 22110 / U.2	M.2 2280 / M.2 2242	M.2 2280 / M.2 22110 / CFEExpress/nanoSSD
Capacity	P80/P110: 512GB-4TB U.2: 512GB-8TB	256GB-2TB	P80/P110: 128GB-2TB CFEExpress/nanoSSD: 128GB-1TB
Sequential R/W (MB/sec, max.)	7150 / 5800	5000 / 3000 (est.)	3700/3500
Temperature	Standard Temp. (0°C-70°C) Wide Temp. (-40°C-85°C)	Standard Temp. (0°C-70°C)	Standard Temp. (0°C-70°C) Wide Temp. (-40°C-85°C)
Optional*	iSLC *AES / 256bits / TCG OPAL / iCell		



Surveillance



Server



In-Vehicle



Embedded Systems



Networking

Flash Storage

# Rock Solid SSDs for Edge Servers

Reliability and Speed for Low Latency Edge Data Processing

Edge servers place a heavy load on SSDs. Sandwiched between the cloud and edge devices, edge servers bring computation and storage to where the data is generated, enabling better data control and reduced costs, faster insights and actions, and continuous operations. SSDs for edge servers need unique features to keep pace in these challenging environments.

## High Performance Solutions for Edge Computing

A perfect combination of the features and advantages of industrial and data center SSDs  
Available in 2.5", M.2 (P80), M.2 (P110), and U.2 form factors



High Input/Output Operations Per Second (IOPS)




High Diskful Writes Per Day (DWPD)



High Reliability



Low Latency



Standard & Wide Temperature



Thermal Management



High Security



Customization







DRAM Modules

# Pro Series DRAM Products Add Value for Industrial Customers

Memory modules built for the new era

To meet the needs of diverse applications and harsh environments, Innodisk has released a new "Pro Series" product line that includes five categories: Ultra Temperature, Ultra Low Profile, Ultra Mini, Ultra Rugged, and Ultra Cooling. The Ultra Temperature DDR4 DRAM module can operate from -40°C to 125°C, extending the standard industrial-grade maximum temperature. There are Ultra Low Profile UDIMM and Mini DIMM ULP products specifically designed for blade server data centers and small devices. Additionally, Innodisk offers Rugged Clips (an easy-to-install tool to enhance the connection between modules and sockets) and a new DDR5 heat spreader to provide value for industrial customers.

## Pro Series


Category	Products
Ultra Temperature	DDR4 SODIMM + DDR4 ECC SODIMM + DDR5 series*
Ultra Low Profile	DDR3 ULP UDIMM + DDR4 ULP UDIMM*+ DDR5 ULP UDIMM
Ultra Mini	DDR3 Mini DIMM ULP + DDR4 Mini DIMM ULP
Ultra Rugged	DDR4 Rugged DIMM + DDR4&DDR3 XR-DIMM + Rugged Clips*
Ultra Cooling	DDR5*&DDR4 Metal heat spreader + DDR4 Nano-carbon tube

*\*products are still in planning stage.*

# Innodisk Releases DDR5 ULP & VLP DIMMs


The most exclusive supplier in the world

Very Low-Profile (VLP) DIMMs and Ultra Low-Profile (ULP) DIMMs are specialized for use in 1U systems, such as blade server data centers, where the system height is lower than 1.18 inches (SODIMM PCB height). These modules improve airflow and reduce thermal impact in compact systems. Innodisk is the first supplier to release DDR5 ULP & VLP DIMMs to the market.



Module Type	DDR5 UDIMM ULP	DDR5 ECC UDIMM VLP
Data Rate	4800MT/s	4800MT/s
Capacity	16GB/32GB	16GB/32GB
Function	Non-ECC Unbuffered Memory	ECC Unbuffered Memory
Pin Number	288pin	288pin
Width	64Bits	72Bits
Voltage	1.1V	1.1V
PCB Height	0.7 Inches	0.738 Inches
Operating Temp.	0~95°C(Tc)	0~95°C(Tc)

Free upgrade to 30μ"Gold Finger & Anti-sulfuration.





Embedded Peripherals

# Highly Customizable Camera Modules for AI & Computer Vision

Camera modules are used in a wide variety of applications, from ATMs to hospital bedside infotainment systems. Innodisk's optimized cameras meet the varied requirements of these applications, including AI image recognition, where small MIPI cameras need to fit into a parking meter or smart charging station to detect number plates, or into a production line to detect defects automatically.

## Three Unique Advantages



### Customized Development

Fully customizable to suit the varied needs of integrators



### Platform Compatibility

Compatible with all major operating systems and software



### ISP Adaptation

ISP can be adjusted according to the customer's application

The Same Innodisk Industrial Quality You Already Know



3 Years Warranty



-20°C to 70°C Operating Temperature

Embedded Peripherals

# Innodisk Launches AMD-Xilinx Powered FPGA Solution


Quickly Deploy Machine Vision Applications with Innodisk's FPGA Platform

Innodisk's Machine Vision Platform, powered by AMD's Xilinx Kria K26 SOM, is set to lead the way for industrial system integrators looking to develop and deploy machine vision applications. Customers can take advantage of the K26 SOM's ability to quickly bring applications to market thanks to the Machine Vision Platform's full support for Innodisk's AI Suite SDK. The suite includes an FPGA Model Zoo, as well as Innodisk's in-house software solutions, such as iCAP (Innodisk Cloud Administration Platform) and iVIT (Innodisk Vision Intelligence Toolkit).

## Key Features



1.4 TOPS AI Processing Power



Rich Expansion



Pre-trained AI Models

## Target Markets



Defect Inspection



Robotics



ALPR Solution




Access Control





# A Commitment to Technical Innovation

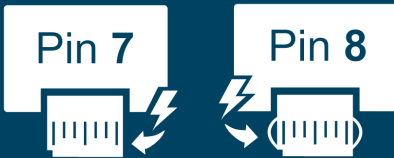
Innodisk continues to bring the most innovative products to a range of industries by developing outstanding proprietary technologies. Here are just few examples of Innodisk's breakthroughs and innovations.



## Cable-less Power

### Pin 7/ Pin 8

Innodisk's patented Pin 7 and Pin 8 SATA power technologies take the cable-less concept to the next level by eliminating the need for power cables. The result is a 100% cable-less, shock-resistant, space-saving, and plug-and-play storage solution. Innodisk's cable-less power solutions mean optimized airflow and optimal use of the limited space in embedded and rackmount server systems.



## iSMART™

iSMART is a powerful and easy-to-use flash storage and DRAM health monitoring tool. It allows system integrators to track important storage and memory information, including temperature, storage space, bad blocks, lifespan and firmware—all on one platform. With iSMART, system integrators can easily manage storage use and know exactly when to replace devices in time before the end of their life cycles.



## iCell™

iCell is a smart data protection technology that is built into Innodisk's SSDs. iCell is crucial for applications where working under extreme conditions and without backup power is unavoidable. Our iCell technology provides a mechanism to instantaneously discharge data stored in temporary volatile DRAM buffers to the flash storage, ensuring data security during power failures.





## Passive Cooling

---

SSDs are always at risk of losing data due to overheating. Innodisk addresses this concern with a redesigned cable layout that uses copper to separate the controller and flash. This solution reduces the thermal conductivity rate and enhances data retention.

## iPower Guard™

---

Innodisk's Power-on Protection is a new circuit protection feature that is designed to allow uninterrupted SSD functionality in an inconsistent power supply situation, as well as provide accelerated boot-up for emergency startups or system shutdowns.



## Stable Power Control

---

Innodisk's stable power control is used to optimize power circuits and establish OCP/OVP mechanisms to prevent electronic components from burning out due to voltage or current surges.

## iSLC


---

iSLC is our exclusive technology designed to ensure longer-lasting and more reliable performance than conventional TLC NAND flash. Through the use of flash management algorithms, iSLC improves SSD endurance by up to 30,000 cycles, increasing the lifespan to at least 10 times longer than TLC-based solutions.



# A Commitment to Technical Innovation

Innodisk continues to bring the most innovative products to a range of industries by developing outstanding proprietary technologies. Here are just few examples of Innodisk's breakthroughs and innovations.

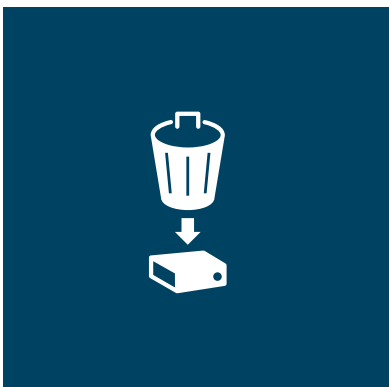


## Thermal Sensor

Innodisk's Thermal Sensor is a robust heat and workload management technology that is built into our DRAM modules and flash storage devices. It is a crucial solution for industrial and aerospace applications, which are often susceptible to extreme heat and performance stress. Innodisk's thermal sensors enable thermal throttling to lower the working temperature while distributing workloads, which prevents modules from overheating, and greatly enhances system performance and stability.

## iData Guard™

Innodisk's iData Guard is a comprehensive data protection mechanism that functions before and after a sudden power outage suffered by the SSD. Low-power detection terminates data writing before an abnormal shutdown, while table-remapping after startup deletes corrupt data and maintains data integrity. Innodisk's iData Guard provides effective power cycling management, preventing data stored in the flash from degrading with use.



## Garbage Collection/TRIM

Innodisk's Garbage Collection/TRIM technology is used to maintain data consistency and perform continual data cleansing on SSDs. It runs as a background process, freeing up valuable controller resources while sorting good data into available blocks, and deleting bad blocks. It also significantly reduces write operations to the drive, thereby increasing the SSD's speed and lifespan. In short, Innodisk's Garbage Collection/TRIM technology brings optimized health and performance to industrial SSDs.



A dark blue square containing the white text 'L3' in a large, bold, sans-serif font.

## L<sup>3</sup> Architecture

---

Innodisk's exclusive L<sup>3</sup> architecture firmware, which combines *Long-Life* with *LDPC ECC*, yields a prolonged lifespan, exceptional reliability, and high performance. Innodisk's exclusive industry-oriented firmware also provides a flexible customization service, making it perfect for a variety of industrial applications.

## iRetention™

---

iRetention is an intelligent technology created by Innodisk. This agile SSD firmware feature maintains data retention in the face of aging NAND flash and high temperature variations. iRetention significantly extends the standard NAND flash specifications for SSD retention time.



## InnoRobust™ Data Security

---

The InnoRobust™ Data Security suite includes Security Erase, Destroy, Physical Destroy and Quick Erase. These sophisticated technologies quickly and efficiently erase and destroy data that is in danger of being compromised.

## AES Hardware Encryption

---

Advanced Encryption Standard (AES) is the standard cipher used by the U.S. government to protect confidential data on storage devices. By integrating the encryption engine in the SSD controller, the encryption/decryption process does not affect CPU performance. The encryption key is safely stored away in the SSD and can be destroyed in less than a second, rendering all stored data useless as it cannot be decrypted.



## InnoOSR Recovery with a Single Click

---

InnoOSR's unique architecture allows operators to restore operating system to a working state with a single click of a (physical) button – or through other innovative ways depending on how the operator integrates InnoOSR in their application.

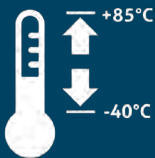
# Our Industrial-grade DRAM

## iRAM



iRAM is Innodisk's exclusive and highly sophisticated DRAM testing tool, with its testing quality and strictness far surpassing that of other testing software used for ECC and RDIMM modules. iRAM quickly identifies any underperforming components and weeds them out – all while taking every aspect of the DRAM IC and ECC IC status into account. In its testing, iRAM also simulates multipoint server and workstation computing scenarios to ensure the best possible real-world performance. The result is that iRAM can guarantee the highest quality, best reliability, and greatest performance in the industry – ultimately reducing your maintenance costs.

## Wide Temperature



Innodisk's *Wide Temperature* DRAM modules extend the standard JEDEC temperature range to handle extreme temperatures from -40 to 85 °C. Innodisk's wide temperature DRAM modules are designed to excel in extreme environments and in the most demanding applications – guaranteeing sustained industrial-grade performance and unwavering reliability.

## Anti-sulfuration



Hydrogen sulfide gas is a common challenge in many industries and applications, for example in the mining, petroleum, and chemical industries, as well as in installations in areas with volcanic activity. In such environments, hydrogen sulfide reacts with the silver in DRAM ICs, resulting in declining conductivity and eventual device failure. *Anti-sulfuration* technology mitigates this problem by covering DRAM modules' resistors with a sulfur-resistant material – allowing the device to remain unaffected by exposure to this common gas.

## Maximum Ruggedness



Innodisk's products are designed with the best components and undergo the most stringent testing procedures to ensure industry-leading ruggedness. Innodisk continuously develops new rugged DRAM technologies and solutions that exceed JEDEC standards and push the boundaries of DRAM ruggedness in applications like aerospace and robotics. For example, Innodisk's offers extra mounting holes for DIMM modules to ensure a secure connection to the motherboard that withstands extreme shocks and vibrations.

# Our Value-added Features

## Conformal Coating



Innodisk Conformal Coating refers to chemical materials that are applied in layers to cover components. The thickness of the coating ranges between 0.03 mm and 0.13 mm. Conformal coating protects against moisture, contaminants, and dust. The automatic conformal coating system maintains consistent quality and enhances the production process.

## Side Fill



*Side Fill* is a value-added technology that can improve device reliability and extend product life. With side fill, a resin is applied on three sides of the DRAM IC, which in turn reinforces the joints between the BGA and the PCB. Tests show that when using side fill, DRAM ICs can tolerate 1.5 times the amount of tension compared to regular DRAM ICs. If the device needs to remain operational during strong tremors or stringent thermal cycling – common in applications such as automation, aerospace, and renewable energy – we highly recommend taking advantage of our side fill DRAM.

## Heat Spreader



Adding a *Heat Spreader* enhances the DRAM module's ability to quickly disperse heat in high-temperature and heavy workload environments. Innodisk's heat spreaders are compatible with all form factors and help ensure that temperatures stay below the critical limit where module failures start occurring. By reducing thermal stress, heat spreaders also extend the lifespan of DRAM modules.

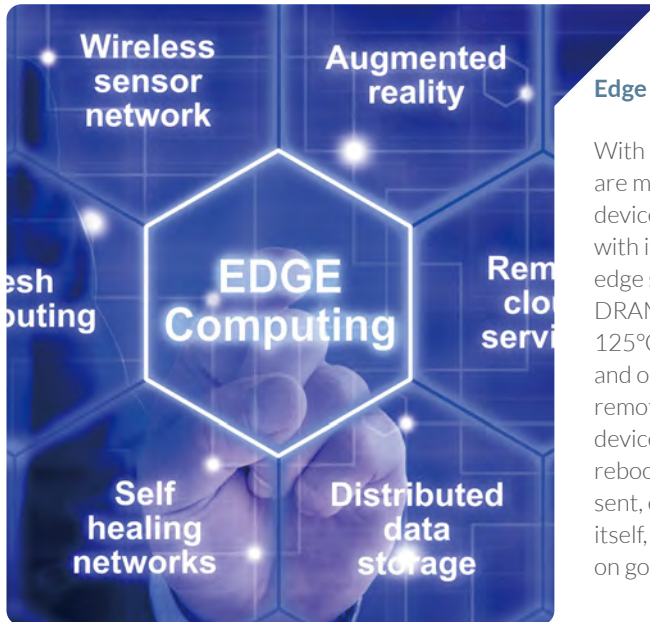
## 30μ" Gold Finger



The 30μ" Gold Finger plating ensures solid DRAM module protection and excels in environments that require high stability. It efficiently counters corrosion and oxidation due to its durable nature and it ensures a stable connection with the DRAM socket.

# Different Applications

Innodisk focuses on providing reliable memory and expansion solutions for the most demanding applications. We understand the importance of quality in industrial and embedded flash, DRAM, expansion cards, and software products. Therefore, our solutions are all crafted to meet the individual needs of each vertical market. Our experienced in-house firmware development team delivers fast turnaround times and knowledgeable support whenever customization is required.



## Edge

With the rise of edge computing, where storage and computing resources are moved closer to data sources, more pressure than ever is being put on device reliability, and the ability to survive harsh conditions. Innodisk, along with its subsidiaries and partners offer a range of products to create a total edge solution for system integrators. Innodisk offers Ultra Temperature DDR4 DRAM modules, which can survive in conditions from -40°C, all the way up to 125°C. Innodisk's InnoOSR SSDs allow automatic recovery after an OS crash, and our InnoAgent out-of-band remote management module enables remote management of devices, including system reboot commands to be sent, even if the device itself, or the network it is on goes down.

## Surveillance

The number-one concern for modern day surveillance applications is stable data recording. With our InnoREC™ feature set, the firmware is optimized to ensure lasting and stable writing performance—ensuring zero loss of data quality. With restricted space and simultaneous read/write operations, high-speed and compact memory solutions are also an imperative. Our Very Low-Profile (VLP) and Mini DIMM modules combine small form factors with high performance to make sure data recording proceeds without a hitch.



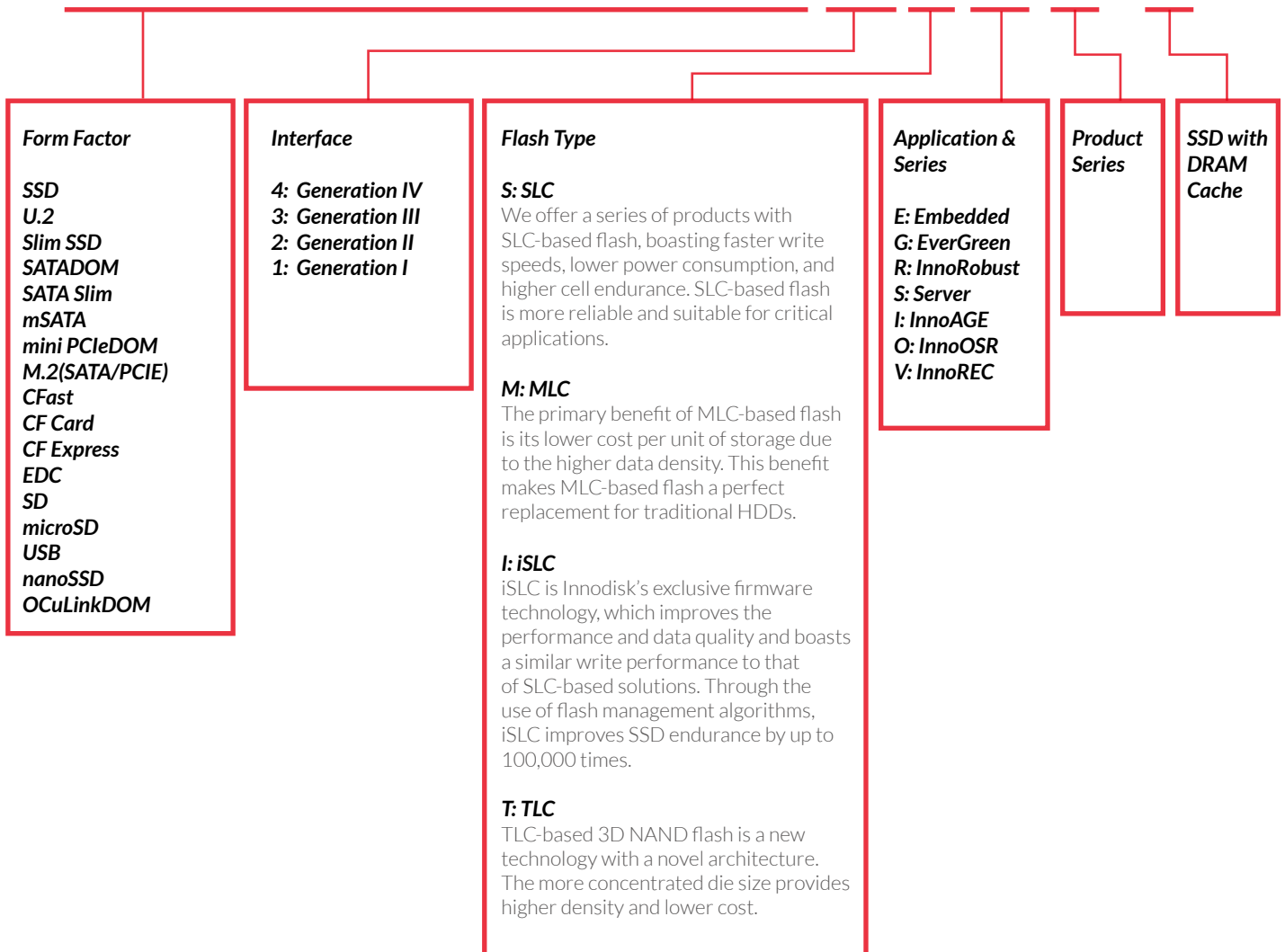
## Networking & Telecom

Innodisk provides solutions that bring out the true performance of next-generation networking standards such as 5G and Wi-Fi 6. With optional rugged designs and unique technologies for optimal stability in any environment, our products are ideal for demanding networking edge equipment as well as backend applications that demand the highest performance.



# New Flash Product Naming Rules

## PCIe M.2 2280 3TG6-P



### **G: EverGreen**

The EverGreen series is designed with an integrated external DRAM cache which significantly improves the SSD random data transfer rate and extends its lifespan.

### **R: InnoRobust**

The InnoRobust series meets all of today's aerospace requirements. InnoRobust storage products are fully compliant with aerospace and defense standards, including MIL-STD-810G and MIL-I-46058C. InnoRobust products are fully protected against heat, dust, extreme temperatures, shock, vibration, and other environmental stresses. We also deliver industry-leading data protection technologies to keep sensitive information secure.

### **E: Embedded**

The embedded series is the best solution for the industrial embedded system because it offers reliability, high performance, and long endurance. We offer multiple form factors to fulfill customer and business needs, including 2.5" SSD, 1.8" SSD, USB, CFExpress, mSATA, SATA Slim, SATADOM, iCF & CFast, EDC, and SD.

### **V: InnoREC**

InnoREC SSDs are specifically designed for surveillance applications and boasts smart firmware algorithms that guarantee a continuous, stable data recording.

### **S: Server**

The SATADOM® server boot-up devices are designed for easy server integrations and reliable performance. The devices are certified for Windows Server 2016 Hyper V and VMware hypervisors.

# Table of Contents

## **Flash Storage**

M.2 .....	24
SSD .....	29
U.2 SSD .....	31
SATADOM® .....	32
mSATA .....	34
SATA Slim.....	36
CF Card .....	37
CFast .....	38
CFexpress .....	39
SD/microSD .....	39
EDC .....	41
USB .....	42
nanoSSD .....	43

## **Software Solutions**

iCAP™ .....	45
iSMART™ .....	47
iTracker™ .....	48
iOpal™ .....	49
iVIT.....	50

## **DRAM Modules**

Embedded .....	55
Server .....	57
Wide Temperature.....	57
ECC DIMM .....	60
VLP DIMM and ULP DIMM .....	61
Mini DIMM .....	62
Special / Customized.....	63

## **Embedded Peripherals**

Communication .....	67
Storage & Disk Array.....	77
Display Card.....	78
Testing Tool.....	79
OOB(out-of-band).....	79
FPGA.....	80
Camera.....	81

# Flash Storage



Innodisk's flash Storage products are designed to be highly reliable and stable, providing longer life cycles for the embedded and industrial systems in which they are used. Innodisk offers the industry's widest selection of flash memory form factors, including standard 2.5" Industrial SSDs, U.2 SSD, M.2, SATA-DOM®—the smallest high-speed SATA storage in the market, CompactFlash Cards, mSATA, SATA Slim, and USB flash drives. Our products are available in 3D NAND triple-level cell (TLC), single-level cell (SLC), and multi-level cell (MLC) flash types, as well as iSLC—our own proprietary technology that merges the best features from MLC and SLC.

# M.2

The Innodisk M.2 series pack a lot of performance into a thin, industrial-grade form factor. The M.2 series includes both Non-Volatile Memory Express (NVMe) and SATA devices. The NVMe specification is designed specifically for flash devices and can deliver the fastest speeds in the industry.

## M.2 (NVMe) Highlights

- Truly industrial-grade PCIe NVMe SSD
- Wide range of form factors and dimensions available, including type 2242 and 2280
- Supports industrial-grade wide temperature -40~85°C
- iData Guard, iPower Guard, and iCell technology for data protection and integrity during abnormal power failure
- Supports iSMART™ disk health monitoring
- Supports end-to-end data path protection (ETEP)



Model Name	M.2 (P42) 3TE6	M.2 (P42) 3TE6 B+M Key	M.2 (P42) 3IE6 B+M Key	M.2 (P80) 3TE6	M.2 (P80) 3TE6 B+M Key	M.2 (P80) 3IE6 B+M Key
Key Features	1. DRAM-less Solution 2. Supports NVMe 1.3 3. Anti-Vibration mechanical design 4. Hybrid Write Mode 5. LDPC ECC engine supported 6. iPowerGuard Protection	1. DRAM-less Solution 2. Supports NVMe 1.3 3. Anti-Vibration mechanical design 4. Hybrid Write Mode 5. LDPC ECC engine supported 6. iPowerGuard Protection	1. DRAM-less Solution 2. Supports NVMe 1.3 3. Anti-Vibration mechanical design 4. LDPC ECC engine supported 5. iPowerGuard Protection	1. DRAM-less Solution 2. Supports NVMe 1.3 3. Anti-Vibration mechanical design 4. Hybrid Write Mode 5. LDPC ECC engine supported 6. iPowerGuard Protection	1. DRAM-less Solution 2. Supports NVMe 1.3 3. Anti-Vibration mechanical design 4. Hybrid Write Mode 5. LDPC ECC engine supported 6. iPowerGuard Protection	1. DRAM-less Solution 2. Supports NVMe 1.3 3. Anti-Vibration mechanical design 4. LDPC ECC engine supported 5. iPowerGuard Protection
connector	M Key	B+M Key	B+M Key	M Key	B+M Key	B+M Key
Interface	PCIe Gen3x4	PCIe Gen3x2	PCIe Gen3x2	PCIe Gen3x4	PCIe Gen3x2	PCIe Gen3x2
Flash Type	3D TLC	3D TLC	iSLC (3D TLC)	3D TLC	3D TLC	iSLC (3D TLC)
Capacity	64GB~1TB	64GB~1TB	20GB~160GB	64GB~2TB	64GB~2TB	20GB~320GB
Max. Channel	4	4	4	4	4	4
Sequential R/W (MB/sec, max.)	2000/1800	1,650/1,480	1,650/1,450	2000/1850	1,550/1,650	1650/1,500
Max. Power Consumption	3.3W (3.3V x 1000mA)	3.5W	3.5W	3.5W (3.3 x 1050mA)	5.3W	5W
Thermal Sensor	Y	Y	Y	Y	Y	Y
External DRAM Buffer	N	N	N	N	N	N
iData Guard	Y	Y	Y	Y	Y	Y
iCell	N	N	N	N	N	N
TRIM	Y	Y	Y	Y	Y	Y
ATA Security	N	N	N	N	N	N
S.M.A.R.T.	Y	Y	Y	Y	Y	Y
Dimension (WxLxH/mm)	22.0 x 42.0 x 3.5	22.0 x 42.0 x 3.5	22.0 x 42.0 x 3.5	22.0 x 80.0 x 3.5	22.0 x 80.0 x 3.5	22.0 x 80.0 x 3.5
Environment	Shock: 1500G@0.5ms/Storage Temperature: -40~85°C/MTBF: >3 million hours					
Standard Temp. OP (0-70°C)	DEM24-XXXDD1%C***	DEM24-XXXDD1%CC**	DHM24-XXXDD1%CC**	DEM28-XXXDD1%C****	DEM28-XXXDD1%CC**	DHM28-XXXDD1%CC**
Wide Temp. OP (-40-85°C)	DEM24-XXXDD1%W***	DEM24-XXXDD1%WC**	DHM24-XXXDD1%WC**	DEM28-XXXDD1%W***	DEM28-XXXDD1%WC**	DHM28-XXXDD1%WC**
Notes	XXX = density (02GB=02G, 04GB=04G, 08GB=08G, 16GB=16G, 32GB=32G, 64GB=64G, 128GB=A28, 256GB=B56, 512GB=C12, 1TB=01T, 2TB=02T, 20GB=20G, 40GB=40G, 80GB=80G, 160GB=A60), **** = flash configuration (internal control code) %=Flash Type					





Model Name	M.2 (P80) 4TE2	M.2 (P80) 3TG3-P	M.2 (P80) 3TG6-P	M.2 (P80) 4TG2-P	M.2 (P80) 4TS2-P
Key Features	1. DRAM-less Solution 2. Supports NVMe 1.4 3. iData Guard Data Protection 4. End-to-End Data Path Protection 5. HMB Feature	1. Type-2280-D2-M 2. Ultra-high performance 3. Supports NVMe 1.3 4. iData Guard data protection 5. End-to-end data path protection	1. With-DRAM Solution 2. Supports NVMe 1.3 3. iData Guard Data Protection 4. End-to-End Data Path Protection	1. With-DRAM Solution 2. Supports NVMe 1.4 3. High capacity 4. High sustained performance 5. HMB Feature 6. AES Encryption	1. With-DRAM Solution 2. Supports NVMe 1.4 3. High capacity 4. High endurance 5. HMB Feature 6. AES Encryption
connector	M Key	M Key	M Key	M Key	M Key
Interface	PCIe Gen4x4	PCIe Gen3x4	PCIe Gen3x4	PCIe Gen4x4	PCIe Gen4x4
Flash Type	3D TLC	3D TLC	3D TLC	3D TLC	3D TLC
Capacity	128GB~2TB	128GB~2TB	64GB~2TB	512GB~4TB	400GB~3.2TB
Max. Channel	4	8	8	8	8
Sequential R/W (MB/sec, max.)	5000/3000	3400/2800	3450/2600	7150/5800	7150/5250
Max. Power Consumption	TBD	6.27W (3.3 x 1900mA)	5.6W (3.3V x 1700mA)	7.9W	6.2W
Thermal Sensor	Y	Y	Y	Y	Y
External DRAM Buffer	N	Y	Y	Y	Y
iData Guard	Y	Y	Y	Y	Y
iCell	N	N	N	Optional	Optional
TRIM	Y	Y	Y	Y	Y
ATA Security	N	N	N	N	N
S.M.A.R.T.	Y	Y	Y	Y	Y
Dimension (WxLxH/mm)	22.0 x 80.0 x 3.5	22.0 x 80.0 x 3.5	22.0 x 80.0 x 3.5	22.0 x 80.0 x 3.5	22.0 x 80.0 x 3.5
Environment	Shock: 1500G@0.5ms/Storage Temperature: -40~85°C/MTBF: >3 million hours				
Standard Temp. OP (0~70°C)	DEM28-XXXDF1KC***	DGM28-XXXDA1EC***	DGM28-XXXDC1EC*** DGM28-XXXDC1GC***	DGM28-XXXDP1KC***	DSM28-XXXDP1KC***(P)
Wide Temp. OP (-40~85°C)	TBD	DGM28-XXXDA1HW***H	DGM28-XXXDC1EW***	DGM28-XXXDP1KW***	DSM28-XXXDP1KW***(P)
Notes	XXX = density (02GB=02G, 04GB=04G, 08GB=08G, 16GB=16G, 32GB=32G, 64GB=64G, 128GB=A28, 256GB=B56, 512GB=C12, 1TB=01T, 2TB=02T, 20GB=20G, 40GB=40G, 80GB=80G, 160GB=A60, 400GB=400, 800GB=800, 1.6TB=1T6, 3.2TB=3T2) ***= flash configuration (internal control code) %=Flash Type				




Model Name	M.2(P110) 4TG2-P	M.2 (P80) 4IG2-P	M.2 (P80) 4TE3	M.2 (P42) 4TE3
Key Features	1. DRAM-less Solution 2. Supports NVMe 1.4 3. iData Guard Data Protection 4. iCell Feature	1. DRAM-less Solution 2. Supports NVMe 1.4 3. iData Guard Data Protection 4. iPower Guard Protection 5. Cost-effective industrial Flash with iSLC 6. Support End-to-End Data Path Protection	1. DRAM-less Solution 2. Supports NVMe 1.4 3. iData Guard Data Protection 4. iPower Guard Protection 5. Hybrid Write Mode	1. DRAM-less Solution 2. Supports NVMe 1.4 3. iData Guard Data Protection 4. iPower Guard Protection 5. Hybrid Write Mode
connector	M Key	M Key	M Key	M Key
Interface	PCIe Gen4x4	PCIe Gen4x4	PCIe Gen4x4	PCIe Gen4x4
Flash Type	3D TLC	3D TLC	3D TLC	3D TLC
Capacity	512GB-4TB	160GB~1.28TB	128GB~2TB	128GB~2TB
Max. Channel	8	8	8	8
Sequential R/W (MB/sec, max.)	7100/5300	7100/5250	3700/3500	3700/3500
Max. Power Consumption	10.6W	10.2W	TBD	TBD
Thermal Sensor	Y	Y	Y	Y
External DRAM Buffer	Y	Y	N	N
iData Guard	Y	Y	Y	Y
iCell	Y	N	Optional	N
TRIM	Y	Y	Y	Y
ATA Security	N	N	N	N
S.M.A.R.T.	Y	Y	Y	Y
Dimension (WxLxH/mm)	22.0 x 110.0 x 3.5	22.0 x 80.0 x 3.5	22.0 x 80.0 x 3.5	22.0 x 42.0 x 3.5
Environment	Shock: 1500G@0.5ms/Storage Temperature: -40~85°C/MTBF: >3 million hours			
Standard Temp. OP (0~70°C)	DGM21-XXXDP1KC***P	DHM28-XXXDP1KC***	DEM28-XXXDH1KC***(P)	DEM24-XXXDH1KC***
Wide Temp. OP (-40~85°C)	TBD	DHM28-XXXDP1KW***	DEM28-XXXDH1KW***	DEM24-XXXDH1KW***
Notes	XXX = density (02GB=02G, 04GB=04G, 08GB=08G, 16GB=16G, 32GB=32G, 64GB=64G, 128GB=A28, 256GB=B56, 512GB=C12, 1TB=01T, 2TB=02T, 20GB=20G, 40GB=40G, 80GB=80G, 160GB=A60, 400GB=400, 800GB=800, 1.6TB=1T6, 3.2TB=3T2) ***= flash configuration (internal control code) %=Flash Type			

## M.2 (SATA) Highlights

- Wide range of form factors and dimensions available, including type 2230, 2242, 2260, and 2280.
- iData Guard™, iPower Guard™, and iCell™ technology for data protection and integrity in case of abnormal power failure.
- Supports iSMART™ disk health monitoring.


Dimensions (mm)



Model Name	M.2 (S42) 3IE7	M.2 (S42) 3TE7
Key Features	1. Industrial-grade firmware with 3D NAND 2. Advanced LDPC ECC engine 3. Internal RAID technology 4. Lifespan 10 times longer than MLC	1. Type=2242-D2-B-M 2. Industrial-grade firmware with 3D NAND 3. Advanced LDPC ECC engine 4. Internal RAID Technology 5. DRAM-less, high-level data integrity 6. Excellent data transfer speed
Interface	SATA III 6.0Gb/s	SATA III 6.0Gb/s
Flash Type	iSLC (3D TLC)	3D TLC
Capacity	20GB~320GB	32GB~512GB
Max. Channel	4	4
Sequential R/W (MB/sec, max.)	560/530	560/330
Max. Power Consumption	2.8W (850mA x 3.3V)	1.6W (3.3V x 475mA)
Thermal Sensor	Y	Y
External DRAM Buffer	N	N
iData Guard	Y	Y
iCell	N	N
TRIM	Y	Y
ATA Security	Y	Y
S.M.A.R.T.	Y	Y
Dimension (WxLxH/mm)	22.0 x 42.0 x 3.5	22.0 x 42.0 x 3.5
Environment	Shock: 1500G@0.5ms/Storage Temperature: -40~85°C /MTBF: >3 million hours	
Standard Temp. OP (0-70°C)	DHM24-XXXDK1%C***	DEM24-XXXDK1%C***
Wide Temp. OP (-40-85°C)	DHM24-XXXDK1%W***	DEM24-XXXDK1%W***
Notes	XXX = density (08GB=08G, 16GB=16G, 32GB=32G, 64GB=64G, 128GB=A28, 256GB=B56, 512GB=C12, 20GB=20G, 40GB=40G, 80GB=80G, 160GB=A60, 320GB=D2G) ***= flash configuration (internal control code) %=Flash Type	



Model Name	M.2 (S42) 3TG6-P	M.2 (S30) 3ME4	M.2 (S42) 3SE4	M.2 (S42) 3IE4	M.2 (S42) 3ME4
Key Features	1. Type=2242-D2-B-M 2. Extreme seq. and random performance with 3D NAND solution 3. Advanced LDPC ECC engine 4. RAID engine offers an additional level of data protection	1. Type 2230-D2-B-M 2. Exclusive L <sup>3</sup> architecture 3. Designed with LDPC ECC engine 4. Budget-friendly MLC-based solution	1. Type 2242-D2-B-M 2. High-quality SLC-based solution 3. DRAM-less, high-level data integrity 4. LDPC technology secures SSD reliability 5. Excellent data transfer speed	1. Type 2242-D2-B-M 2. Designed with LDPC ECC engine 3. Lifespan 7 times longer than MLC 4. Cost-effective industrial flash with iSLC	1. Type 2242-D2-B-M 2. Exclusive L <sup>3</sup> architecture 3. Designed with LDPC ECC engine 4. Budget-friendly MLC-based solution
Interface	SATA III 6.0Gb/s	SATA III 6.0Gb/s	SATA III 6.0Gb/s	SATA III 6.0Gb/s	SATA III 6.0Gb/s
Flash Type	3D TLC	MLC	SLC	iSLC (MLC)	MLC
Capacity	128GB~512GB	8GB~128GB	8GB~64GB	8GB~128GB	8GB~256GB
Max. Channel	4	2	2	2	2
Sequential R/W (MB/sec, max.)	560/510	520/120	520/360	530/380	530/210
Max. Power Consumption	2.4W (3.3V x 739mA)	1.6W (3.3V x 505mA)	0.6W (3.3V x 185mA)	1.5W (3.3V x 460mA)	1.4W (3.3V x 422mA)
Thermal Sensor	Y	Y	Y	Y	Y
External DRAM Buffer	Y	N	N	N	N
iData Guard	Y	Y	Y	Y	Y
iCell	N	N	N	N	N
TRIM	Y	Y	Y	Y	Y
ATA Security	Y	Y	Y	Y	Y
S.M.A.R.T.	Y	Y	Y	Y	Y
Dimension (WxLxH/mm)	22.0 x 42.0 x 3.5	22.0 x 42.0 x 3.2	22.0 x 42.0 x 3.5	22.0 x 42.0 x 3.2	22.0 x 42.0 x 3.2
Environment	Shock: 1500G@0.5ms/Storage Temperature: -40~85°C/MTBF: >3 million hours				
Standard Temp. OP (0-70°C)	DGM24-XXXM71%C***	DEM23-XXXM41BC***	DEM24-XXXM41SC***	DHM24-XXXM41BC***	DEM24-XXXM41BC***
Wide Temp. OP (-40-85°C)	DGM24-XXXM71%W***	DEM23-XXXM41BW***	DEM24-XXXM41SW***	DHM24-XXXM41BW***	DEM24-XXXM41BW***
Notes	XXX = density (08GB=08G, 16GB=16G, 32GB=32G, 64GB=64G, 128GB=A28, 256GB=B56, 512GB=C12, 20GB=20G, 40GB=40G, 80GB=80G, 160GB=A60, 320GB=D2G) ***= flash configuration (internal control code) %=Flash Type				



Model Name	M.2 (S42) 3MG2-P	M.2 (S42) 3SE2-P	InnoOSR M.2 (S42) 3TO7	M.2 (S60) 3ME3
Key Features	1. Type 2242-D2-B-M 2. High sequential/IOPS performance 3. Supports DEVSLP 4. iData Guard data protection	1. Type 2242-D2-B-M 2. High-quality SLC-based solution 3. LDPC technology secures SSD reliability 4. Excellent data transfer speed 5. Supports AES function	1. Industrial-grade firmware with 3D NAND 2. Advanced LDPC ECC engine 3. Internal RAID technology 4. DRAM-less, high-level data integrity 5. Excellent data transfer speed 6. OS and data backup and recovery	1. Type 2260-D2-B-M 2. High IOPS 3. iData Guard data protection
Interface	SATA III 6.0Gb/s	SATA III 6.0Gb/s	SATA III 6.0Gb/s	SATA III 6.0Gb/s
Flash Type	MLC	SLC	3D TLC	MLC
Capacity	32GB~256GB	8GB~64GB	32GB~512GB	32GB~512GB
Max. Channel	4	4	4	4
Sequential R/W (MB/sec, max.)	560/360	520/330	560/330	380/200
Max. Power Consumption	1.09W (3.3V x 330mA)	1.55W (3.3V x 0.47A)	1.6W (3.3V x 475mA)	1.3W (3.3V x 370mA)
Thermal Sensor	Y	Y	Y	STD: N, W/T: Y
External DRAM Buffer	Y	Y	N	N
iData Guard	Y	Y	Y	Y
iCell	N	N	N	N
TRIM	Y	Y	Y	Y
ATA Security	Y	Y	Y	Y
S.M.A.R.T.	Y	Y	Y	Y
Dimension (WxLxH/mm)	22.0 x 42.0 x 3.5	22.0 x 42.0 x 3.5	22.0 x 80.0 x 3.5	22.0 x 60.0 x 3.5
Environment	Shock: 1500G@0.5ms/Storage Temperature: -40~85°C/MTBF: >3 million hours			
Standard Temp. OP (0~70°C)	DGM24-XXX-D81%C***	DEM28-XXXD82SCAXB***	DUM24-XXXDK1EC***	DEM26-XXXD08%C***
Wide Temp. OP (-40~85°C)	DGM24-XXX-D81%W***	DEM28-XXXD82SWAXB***	DUM24-XXXDK1EW***	DEM26-XXXD08%W***
Notes	XXX = density (08GB=08G, 16GB=16G, 32GB=32G, 64GB=64G, 128GB=A28, 256GB=B56, 512GB=C12, 20GB=20G, 40GB=40G, 80GB=80G, 160GB=A60, 320GB=D2G) ***= flash configuration (internal control code) %=Flash Type			



Model Name	M.2 (S80) 3IE7	M.2 (S80) 3TE7	M.2 (S80) 3SE4	M.2 (S80) 3IE4	M.2 (S80) 3ME4
Key Features	1. Industrial-grade firmware with 3D NAND 2. Advanced LDPC ECC engine 3. Internal RAID technology 4. Lifespan 10 times longer than MLC	1. Truly industrial designed firmware with 3D NAND 2. Advanced LDPC ECC engine 3. Internal RAID Technology 4. DRAM-less, high-level data integrity 5. Excellent data transfer speed	1. Type 2280-S2-B-M (single side) 2. High-quality SLC-based solution 3. DRAM-less, high-level data integrity 4. LDPC technology secures SSD reliability 5. Excellent data transfer speed	1. Type 2280-D2-B-M 2. Designed with LDPC ECC engine 3. Lifespan 7 times longer than MLC 4. Cost-effective industrial flash with iSLC	1. Type 2280-D2-B-M 2. Exclusive L <sup>3</sup> architecture 3. Designed with LDPC ECC engine 4. Budget-friendly MLC-based solution
Interface	SATA III 6.0Gb/s	SATA III 6.0Gb/s	SATA III 6.0Gb/s	SATA III 6.0Gb/s	SATA III 6.0Gb/s
Flash Type	iSLC (3D TLC)	3D TLC	SLC	iSLC (MLC)	MLC
Capacity	20GB~640GB	32GB~1TB	8GB~64GB	8GB~128GB	8GB~256GB
Max. Channel	4	4	2	2	2
Sequential R/W (MB/sec, max.)	550/490	550/370	520/360	530/360	530/210
Max. Power Consumption	1.98W (3.3V x 600mA)	2.0W (3.3V x 614mA)	1.6W (3.3V x 500 mA)	0.9 W (3.3V x 270mA)	0.9 W (3.3V x 270mA)
Thermal Sensor	Y	Y	Y	Y	Y
External DRAM Buffer	N	N	N	N	N
iData Guard	Y	Y	Y	Y	Y
iCell	N	N	N	N	N
TRIM	Y	Y	Y	Y	Y
ATA Security	Y	Y	Y	Y	Y
S.M.A.R.T.	Y	Y	Y	Y	Y
Dimension (WxLxH/mm)	22.0 x 80.0 x 3.5	22.0 x 80.0 x 3.5	22.0 x 80.0 x 3.2	22.0 x 80.0 x 3.2	22.0 x 80.0 x 3.2
Environment	Shock: 1500G@0.5ms/Storage Temperature: -40~85°C/MTBF: >3 million hours				
Standard Temp. OP (0~70°C)	DHM28-XXXDK1%C***	DEM28-XXXDK1%C***	DEM28-XXXM41SC***	DHM28-XXXM41BC***	DEM28-XXXM41BC***
Wide Temp. OP (-40~85°C)	DHM28-XXXDK1%W***	DEM28-XXXDK1%W***	DEM28-XXXM41SW***	DHM28-XXXM41BW***	DEM28-XXXM41BW***
Notes	XXX = density (02GB=02G, 04GB=04G, 08GB=08G, 16GB=16G, 32GB=32G, 64GB=64G, 128GB=A28, 256GB=B56, 512GB=C12, 20GB=20G, 40GB=40G, 80GB=80G, 160GB=A60, 320GB=D2G, 640GB=F4G) ***= flash configuration (internal control code) %=Flash Type				



Model Name	M.2 (S80) 3MG2-P	M.2 (S80) 3SE2-P	M.2 (S80) 3TG6-P	InnoAGE M.2 (S80) 3TI7
Key Features	1. Type 2280-D2-B-M 2. High sequential/IOPS performance 3. Supports DEVSL P 4. iData Guard data protection	1. Type 2280-D2-B-M 2. High-quality SLC-based solution 3. LDPC technology secures SSD reliability 4. Excellent data transfer speed 5. Support AES function	1. Extreme seq. and random performance with 3D NAND solution 2. Advanced LDPC ECC engine 3. RAID engine offers an additional level of data protection 4. AES 256-key end-to-end data path protection 5. Type-2280-D2-B-M	1. Remote management 2. Data security 3. Scalability
Interface	SATA III 6.0Gb/s	SATA III 6.0Gb/s	SATA III 6.0Gb/s	SATA III 6.0Gb/s
Flash Type	MLC	SLC	3D TLC	3D TLC
Capacity	16GB~1TB	8GB~256GB	128GB~2TB	32GB~512GB
Max. Channel	4	4	4	4
Sequential R/W (MB/sec, max.)	530/450	520/340	560/510	560/330
Max. Power Consumption	3.63W (3.3V x 1.1A)	2.2W (3.3V x 0.67A)	2.6W (3.3V x 799mA)	1.6W (3.3V x 475mA)
Thermal Sensor	Y	Y	Y	Y
External DRAM Buffer	Y	Y	Y	N
iData Guard	Y	Y	Y	Y
iCell	Optional	N	Optional	N
TRIM	Y	Y	Y	Y
ATA Security	Y	Y	Y	Y
S.M.A.R.T.	Y	Y	Y	Y
Dimension (WxLxH/mm)	22.0 x 80.0 x 3.5	22.0 x 80.0 x 3.5	22.0 x 80.0 x 3.5	22.0 x 80.0 x 3.5
Environment	Shock: 1500G@0.5ms/Storage Temperature: -40~85°C/MTBF: >3 million hours			
Standard Temp. OP (0~70°C)	DGM28-XXXD81%C***	DEM28-XXXD82SCAXB***	DGM28-XXXM71%C***	DTM28-XXXDK1EC***
Wide Temp. OP (-40~85°C)	DGM28-XXXD81%W***	DEM28-XXXD82SWAXB***	DGM28-XXXM71%W***	DTM28-XXXDK1EW***
Notes	XXX = density (08GB=08G, 16GB=16G, 32GB=32G, 64GB=64G, 128GB=A28, 256GB=B56, 512GB=C12, 20GB=20G, 40GB=40G, 80GB=80G,160GB=A60, 320GB=D2G) ***= flash configuration (internal control code) %=Flash Type			



Model Name	M.2 (S80) 3TG9-P	InnoOSR M.2 (S80) 3TO7	InnoOSR M.2 (S42) 3TO7
Key Features	1. High capacity up to 4TB 2. With-DRAM Solution 3. Extreme seq. and random performance with 3D NAND solution 4. Advanced LDPC ECC engine	1. Truly industrial designed firmware with 3D NAND 2. Advanced LDPC ECC engine 3. Internal RAID Technology 4. DRAM-less, high-level data integrity 5. Excellent data transfer speed 6. OS and Data Section Back-up and Recovery	1. Truly industrial designed firmware with 3D NAND 2. Advanced LDPC ECC engine 3. Internal RAID Technology 4. DRAM-less, high-level data integrity 5. Excellent data transfer speed 6. OS and Data Section Back-up and Recovery
Interface	SATA III 6.0Gb/s	SATA III 6.0Gb/s	SATA III 6.0Gb/s
Flash Type	3D TLC	3D TLC	3D TLC
Capacity	512GB~4TB	64GB~2TB	32GB~512GB
Max. Channel	4	4	4
Sequential R/W (MB/sec, max.)	540/520	560/470	560/330
Max. Power Consumption	TBD	2.6W	1.6W
Thermal Sensor	Y	Y	Y
External DRAM Buffer	Y	N	N
iData Guard	Y	Y	Y
iCell	N	N	N
TRIM	Y	Y	Y
ATA Security	Y	Y	Y
S.M.A.R.T.	Y	Y	Y
Dimension (WxLxH/mm)	22.0 x 80.0 x 3.5	22.0 x 80.0 x 3.5	22.0 x 42.0 x 3.5
Environment	Shock: 1500G@0.5ms/Storage Temperature: -40~85°C/MTBF: >3 million hours		
Standard Temp. OP (0~70°C)	DGM28-XXXDG1KC***	DUM28-XXXDK1XC***	DUM28-XXXDK1EC***
Wide Temp. OP (-40~85°C)	DGM28-XXXDG1KW***	DUM28-XXXDK1XW***	DUM28-XXXDK1EW***
Notes	XXX = density (08GB=08G, 16GB=16G, 32GB=32G, 64GB=64G, 128GB=A28, 256GB=B56, 512GB=C12, 20GB=20G, 40GB=40G, 80GB=80G,160GB=A60, 320GB=D2G) ***= flash configuration (internal control code) %=Flash Type		

# SSD

Innodisk's SSDs bring a whole new level of performance to flash storage. Our wide selection of SSDs is designed for different applications, including industrial/embedded, enterprise server, aviation, aerospace, as well as other semi-industrial applications, such as thin clients, POS systems, and kiosks. Our SSDs come in 3D TLC, iSLC, SLC, and MLC types, and supports SATA/IDE 44-pin, SATA II (3.0Gb/s), and SATA III (6.0Gb/s).



Model Name	InnoOSR 2.5" SATA SSD 3TO7	InnoAGE 2.5" SATA SSD 3TI7	2.5" SATA SSD 3IE7	2.5" SATA SSD 3TE7
Key Features	1. OS and data backup and recovery 2. Advanced LDPC ECC engine 3. Internal RAID technology 4. DRAM-less, high-level data integrity 5. Excellent data transfer speed	1. Remote management 2. Data security 3. Scalability	1. Industrial-grade firmware with 3D NAND 2. Advanced LDPC ECC engine 3. Internal RAID technology 4. Lifespan 10 times longer than MLC	1. Industrial-grade firmware with 3D NAND 2. Advanced LDPC ECC engine 3. Internal RAID technology 4. DRAM-less, high-level data integrity 5. Excellent data transfer speed
Interface	SATA III 6.0Gb/s	SATA III 6.0Gb/s	SATA III 6.0Gb/s	SATA III 6.0Gb/s
Flash Type	3D TLC	3D TLC	iSLC (3D TLC)	3D TLC
Capacity	32GB~2TB	64GB~1TB	20GB~320GB	32GB~1TB
Max. Channel	4	4	4	4
Sequential R/W (MB/sec, max.)	560/525	560/525	560/525	560/340
Max. Power Consumption	3.6W (5V x 722mA)	3.6W (5V x 722mA)	3.6W (5V x 722mA)	3.6W (5V x 722mA)
Thermal Sensor	Y	Y	Y	Y
External DRAM Buffer	N	N	N	N
iData Guard	Y	Y	Y	Y
iCell	N	N	N	N
TRIM	Y	Y	Y	Optional
ATA Security	Y	Y	Y	Y
S.M.A.R.T.	Y	Y	Y	Y
Dimension (WxLxH/mm)	69.8 x 100.1 x 6.9	69.8 x 100.1 x 6.9	69.8 x 100.1 x 6.9	69.85 x 100.1 x 6.9
Environment	Vibration: 20G@7~2000Hz/Shock: 1500G@0.5ms/Storage Temperature: -40~85°C/MTBF: >3 million hours			
Standard Temp. OP (0~70°C)	DUS25-XXXDK1%C***	DTS25-XXXDK1EC***	DHS25-XXXDK1%C***	DES25-XXXDK1%C***
Wide Temp. OP (-40~85°C)	DUS25-XXXDK1%W***	DTS25-XXXDK1EW***	DHS25-XXXDK1%W***	DES25-XXXDK1%W***
Notes	XXX = density (02GB=02G, 04GB=04G, 08GB=08G, 16GB=16G, 32GB=32G, 64GB=64G, 128GB=A28, 256GB=B56, 512GB=C12, 1TB=01T, 2TB=02T, 4TB=04T, 20GB=20G, 40GB=40G, 80GB=80G, 160GB=A60, 320GB=D2G, 640GB=F4G) ***= flash configuration (internal control code) %=Flash Type			



Model Name	2.5" SATA SSD 3TG9-P	2.5" SATA SSD 3IE6-P	2.5" SATA SSD 3TG6-P	2.5" SATA SSD 3TS6-P
Key Features	1. High capacity up to 8TB 2. Extreme seq. and random performance with 3D NAND solution 3. Advanced LDPC ECC engine 4. RAID engine offers an additional level of data protection	1. Extreme seq. and random performance with 3D NAND solution 2. Advanced LDPC ECC engine 3. RAID engine offers an additional level of data protection 4. Lifespan 10 times longer than MLC	1. Extreme seq. and random performance with 3D NAND solution 2. Advanced LDPC ECC engine 3. RAID engine offers an additional level of data protection	1. Extreme seq. and random performance with 3D NAND solution 2. Advanced LDPC ECC engine 3. RAID engine offers an additional level of data protection 4. End-to-End Data Path Protection
Interface	SATA III 6.0Gb/s	SATA III 6.0Gb/s	SATA III 6.0Gb/s	SATA III 6.0Gb/s
Flash Type	3D TLC	iSLC (3D TLC)	3D TLC	3D TLC
Capacity	128GB~8TB	80GB~640GB	128GB~4TB	200GB~3.2TB
Max. Channel	4	4	4	4
Sequential R/W (MB/sec, max.)	540/520	540/470	540/470	540/470
Max. Power Consumption	TBD	80GB~320GB 3.1W (5V x 620 mA) 640GB 6W (5V x 1200mA)	128GB~1TB 3.1W (5V x 620 mA) 2TB~4TB 6W (5V x 1.2 A)	5.5W
Thermal Sensor	Y	Y	Y	Y
External DRAM Buffer	Y	Y	Y	Y
iData Guard	Y	Y	Y	Y
iCell	N	Optional	Optional	Y
TRIM	Y	Y	Y	Y
ATA Security	Y	Y	Y	Y
S.M.A.R.T.	Y	Y	Y	Y
Dimension (WxLxH/mm)	69.8 x 100.1 x 6.9	69.8 x 100.1 x 6.9	69.8 x 100.1 x 6.9	69.8 x 100.1 x 6.9
Environment	Vibration: 20G@7~2000Hz/Shock: 1500G@0.5ms/Storage Temperature: -40~85°C/MTBF: >3 million hours			
Standard Temp. OP (0~70°C)	DGS25-XXXDG1KC***	DHS25-XXXM71%C***	DGS25-XXXM71%C***(P)	DSS25-XXXM71%CA*FP
Wide Temp. OP (-40~85°C)	DGS25-XXXDG1KW***	DHS25-XXXM71%W***	DGS25-XXXM71%W***(P)	DSS25-XXXM71%WA*FP
Notes	XXX = density (02GB=02G, 04GB=04G, 08GB=08G, 16GB=16G, 32GB=32G, 64GB=64G, 128GB=A28, 256GB=B56, 512GB=C12, 1TB=01T, 2TB=02T, 4TB=04T, 20GB=20G, 40GB=40G, 80GB=80G, 160GB=A60, 320GB=D2G, 640GB=F4G) ***= flash configuration (internal control code) %=Flash Type			




Model Name	2.5" SATA SSD 3TV6-P	2.5" SATA SSD 3IE4	2.5" SATA SSD 3SE4
Key Features	1. InnoREC solution for surveillance application 2. AES 256 encryption 3. RECLINE™ 2.0 for video recording	1. Exclusive L <sup>3</sup> architecture 2. Designed with LDPC ECC engine 3. Cost-effective industrial flash with iSLC 4. Lifespan 7 times longer than MLC	1. High-quality SLC-based solution 2. DRAM-less, high-level data integrity 3. LDPC technology secures SSD reliability 4. Excellent data transfer speed
Interface	SATA III 6.0Gb/s	SATA III 6.0Gb/s	SATA III 6.0Gb/s
Flash Type	3D TLC	iSLC (MLC)	SLC
Capacity	128GB~4TB	8GB~128GB	8GB~64GB *For 128GB, please check 2.5" SATA SSD 3SE3
Max. Channel	4	2	2
Sequential R/W (MB/sec.max)	500/460	530/380	520/360
Max. Power Consumption	3.5W	0.8W (5V x 160 mA)	1.1W (5V x 220 mA)
Thermal Sensor	Y	Y	Y
External DRAM Buffer	Y	N	N
iData Guard	Y	Y	Y
iCell	Y	N	N
TRIM	Y	Y	Y
ATA Security	Y	Y	Y
S.M.A.R.T.	Y	Y	Y
Dimension (WxLxH/mm)	69.8 x 100.1 x 6.9	69.8 x 100.1 x 6.9	69.85 x 100.1 x 6.9
Environment	Vibration: 20G@7~2000Hz/Shock: 1500G@0.5ms/Storage Temperature: -40~85°C/MTBF: >3 million hours		
Standard Temp.OP (0~70°C)	DVS25-XXXM72KCA*FP	DHS25-XXXM41%C***	DES25-XXXM41SC***
Wide Temp.OP (-40~85°C)	DVS25-XXXM72KWA*FP	DHS25-XXXM41%W***	DES25-XXXM41SW***
Notes	XXX = density (02GB=02G, 04GB=04G, 08GB=08G, 16GB=16G, 32GB=32G, 64GB=64G, 128GB=A28, 256GB=B56, 512GB=C12, 1TB=01T, 2TB=02T, 4TB=04T, 20GB=20G, 40GB=40G, 80GB=80G, 160GB=A60, 320GB=D2G, 640GB=F4G) *** = flash configuration (internal control code) %=Flash Type		



Model Name	2.5" SATA SSD 3SE2-P	2.5" SATA SSD 3SR3-P	2.5" SATA SSD 3ME4	2.5" SATA SSD 3MG2-P	2.5" SATA SSD 3MR2-P
Key Features	1. High IOPS performance with DRAM solution 2. High-quality SLC-based solution 3. Supports AES function	1. Compliant with MIL-STD-810G 2. H/W & S/W Data Security (Quick Erase/Destroy/Security Erase/Write Protect) 3. iCell supported, 100% data protection	1. Exclusive L <sup>3</sup> architecture 2. Designed with LDPC ECC engine 3. Excellent IOPS performance	1. EverGreen L <sup>2</sup> architecture 2. High sequential/IOPS performance 3. Supports DEVSLP 4. iData Guard data protection	1. Compliant with MIL-STD-810G 2. H/W & S/W Data Security (Quick Erase/Destroy/Security Erase/Write Protect) 3. High random performance 4. iCell supported, 100% data protection
Interface	SATA III 6.0Gb/s	SATA III 6.0Gb/s	SATA III 6.0Gb/s	SATA III 6.0Gb/s	SATA III 6.0Gb/s
Flash Type	SLC	SLC	MLC	MLC	MLC
Capacity	8GB~512GB	8GB~256GB	8GB~256GB	8GB~2TB	8GB~2TB
Max. Channel	4	4	2	4	4
Sequential R/W (MB/sec.max)	520/420	490/240	530/210	520/480	520/450
Max. Power Consumption	2.15W (5V x 430mA)	2.65W (5V x 530mA)	0.8W (5V x 160mA)	6W (5V x 1.2A)	6W (5V x 1.2A)
Thermal Sensor	Y	Y	Y	Y	Y
External DRAM Buffer	Y	Y	N	Y	Y
iData Guard	Y	Y	Y	Y	Y
iCell	Optional	Y	N	Optional	Y
TRIM	Y	Y	Y	Y	Y
ATA Security	Y	Y	Y	Y	Y
S.M.A.R.T.	Y	Y	Y	Y	Y
Dimension (WxLxH/mm)	69.8 x 99.8 x 9.2	69.8 x 99.8 x 9.2	69.8 x 100.1 x 6.9	69.8 x 100.1 x 6.9 69.8 x 100.0 x 9.5 (2TB)	69.8 x 99.8 x 9.2
Environment	Vibration: 20G@7~2000Hz/Shock: 1500G@0.5ms/Storage Temperature: -40~85°C/MTBF: >3 million hours				
Standard Temp.OP (0~70°C)	DES25-XXXD82SC*** (P)	DRS25-XXXD70SC*** (P)	DES25-XXXM41%C***	DGS25-XXXD81%C*** (P)	DRS25-XXXD82%C*** (P)
Wide Temp.OP (-40~85°C)	DES25-XXXD82SW*** (P)	DRS25-XXXD70SW*** (P)	DES25-XXXM41%W***	DGS25-XXXD81%W*** (P)	DRS25-XXXD82%W*** (P)
Notes	XXX = density (02GB=02G, 04GB=04G, 08GB=08G, 16GB=16G, 32GB=32G, 64GB=64G, 128GB=A28, 256GB=B56, 512GB=C12, 1TB=01T, 2TB=02T) *** = flash configuration (internal control code) %=Flash Type				

# What is iCell?



iCell technology gives the SSD a power boost in the event of an abnormal power failure and ensures reliable and accurate data transfer from DRAM cache to NAND flash.

# What is iSecurity?



The iSecurity function under iSMART allows the user to easily operate the data erase command. The user may select the data erase function, monitor the erase progress and also compare data before and after the erasure.

# What is TRIM?



SSDs are made up of millions of NAND flash cells. They can be written into groups called pages (generally 4KB in size) but can only be erased in larger groups called blocks (generally 128 pages or 512KB). The addresses of the deleted files are sent along with the TRIM command to the SSD's controller so the drive can function optimally. The TRIM commands allow the SSD to delete data more expediently, thus increasing overall performance. The TRIM command is generally sent from the OS when the system is idle. This cleans up invalid data from the blocks so the drive can continue performing like new.

# U.2 SSD

Innodisk U.2 SSD is an NVM Express SSD designed as PCIe SFF-8639 module with PCIe interface and 3D TLC NAND Flash. Supports PCIe Gen III x4, and it is compliant with NVMe 1.3 providing excellent performance. With sophisticated error detection and correction (ECC) functions, the module can ensure full End-to-end Data Path Protection that secures the data transmission between host system and NAND Flash.



Model name	U.2 SSD 4TG2-P	U.2 SSD 4TS2-P	U.2 SSD 4IG2-P
Key Features	1. PCIe Gen. IV x4, NVMe 1.4 2. Excellent data transfer speed 3. Heat-spreading design 4. LDPC ECC engine supported. 5. End-to-end Data Path Protection 6. High capacity & high sustained performance	1. PCIe Gen. IV x4, NVMe 1.4 2. Excellent data transfer speed 3. Heat-spreading design 4. LDPC ECC engine supported. 5. End-to-end Data Path Protection 6. High capacity & high endurance	1. PCIe Gen. IV x4, NVMe 1.4 2. Excellent data transfer speed 3. Heat-spreading design 4. LDPC ECC engine supported. 5. End-to-end Data Path Protection
Interface	PCIe Gen4x4	PCIe Gen4x4	PCIe Gen4x4
Flash Type	3D TLC	3D TLC	3D TLC
Capacity	512GB~16TB	400GB~6.4TB	120GB~1.9TB
Max. Channel	8	8	8
Sequential R/W (MB/sec, max.)	7150/6150	7150/6100	6900/6000
Max. Power consumption	13.5W	12.6W	10.2W
Thermal Sensor	Y	Y	Y
External DRAM Buffer	Y	Y	Y
iData Guard	Y	Y	Y
iCell	Optional	Optional	N
TRIM	Y	Y	Y
ATA Security	N	N	N
S.M.A.R.T	Y	Y	Y
Dimension (WxLxH/mm)	100.0 x 69.85 x 6.9	100.0 x 69.85 x 6.9	100.0 x 69.85 x 6.9
Environment	Shock: 1500G@0.5ms / Storage Temperature: -40~85°C / MTBF: >3 million hours		
Standard Temp. OP (0~70°C)	DGEU2-XXXDP1%C***	DSEU2-XXXDP1%C***	DHEU2-XXXDP1%C***
Wide Temp. OP (-40~85°C)	DGEU2-XXXDP1%W***	DSEU2-XXXDP1%W***	DHEU2-XXXDP1%W***
Notes	*xxx = density (400GB=400, 800GB=800, 1.6TB=1T6, 3.2TB=3T2, 6.4TB=6T4) ***= flash configuration (internal control code)"		

# SATADOM<sup>®</sup>

Innodisk's Serial ATA Disk on Module (SATADOM<sup>®</sup>) is the world's smallest form factor with exclusive built-in Pin 7 and Pin 8 VCC, which simplifies motherboard design. Since it has no external cables, it is more robust and enhances the disk functions of various industrial and enterprise applications. Innodisk's SATADOM<sup>®</sup> also supports the SATA II and SATA III interfaces with faster data transfer rates and is available in capacities ranging from 512MB up to 256GB.

## SATADOM-SL 3ME4

Innodisk's SATADOM-SL 3ME4 features our patented Pin 7 and Pin 8 cable-less SATA power combined with our exclusive L<sup>3</sup> architecture. Thanks to these innovative features, the SATADOM-SL 3ME4 offers exceptional performance and reliability with a prolonged lifespan—making it the industry's best storage design for industrial computers and server boot drives. In 2017, the Innodisk SATADOM-SL 3ME4 won the Taiwan Excellence Award in the highly competitive category of "Computer Hardware and Peripheral Equipment," further highlighting the strength of its groundbreaking industrial design.

3ME4 series

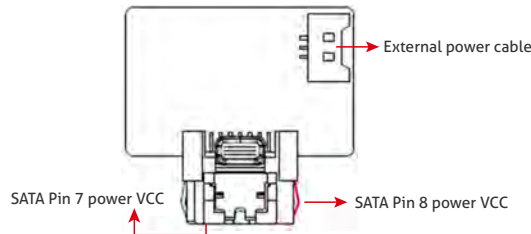
- High performance
- LDPC
- Low WAI
- Supports S.M.A.R.T.

SATADOM-SL

- Tiny size
- Cable-less (Pin 8/ Pin 7 supported)
- OS boot drive
- Durable

## Flexible power supply design

- External power cable
- SATA Pin 8 VCC
- SATA Pin 7 VCC



Form Factor	SATADOM-SV/SH				
Model Name	SATADOM 3IE7	SATADOM 3TE7	SATADOM 3SE4	SATADOM 3IE4	SATADOM 3ME4
Key Features	1. Industrial-grade firm ware with 3D NAND 2. Advanced LDPC ECC engine 3. Internal RAID technology 4. Lifespan 10 times longer than MLC	1. Industrial-grade firm ware with 3D NAND 2. Advanced LDPC ECC engine 3. Internal RAID technology 4. DRAM-less, high-level data integrity 5. Excellent data transfer speed	1. High-quality SLC-based solution 2. DRAM-less, high-level data integrity 3. LDPC technology secures SSD reliability 4. Excellent data transfer speed	1. Cost-effective industrial flash with iSLC 2. Exclusive L <sup>3</sup> architecture 3. Latest LDPC ECC engine 4. Pin 8/Pin 7 supported	1. Vertical and low-profile horizontal design 2. Exclusive L <sup>3</sup> architecture 3. Latest LDPC ECC engine 4. High IOPS 5. Pin 8/Pin 7 supported
Interface	SATA III 6.0Gb/s	SATA III 6Gb/s	SATA III 6Gb/s	SATA III 6Gb/s	SATA III 6Gb/s
Flash Type	iSLC (3D TLC)	3D TLC	SLC	iSLC (MLC)	MLC
Capacity	20GB~80GB	32GB~256GB	8GB~32GB	8GB~64GB	8GB~128GB
Max. Channel	2	2	2	2	2
Sequential R/W (MB/sec, max)	550/485	510/300	520/260	530/350	530/120
Max. Power Consumption	1.3W (5V x 260mA)	1.55W (5V x 309mA)	1.58W (5V x 315mA)	0.95W (5V x 189mA)	1.27W (5V x 254mA)
Thermal Sensor	Y	Y	Y	Y	Y
External DRAM Buffer	N	N	N	N	N
iData Guard	Y	Y	Y	Y	Y
iCell	N	N	N	N	N
TRIM	Y	Y	Y	Y	Y
ATA Security	Y	Y	Y	Y	Y
S.M.A.R.T.	Y	Y	Y	Y	Y
Dimension (WxLxH/mm)	SV: 40.4 x 21.03 x 10.4 SH: 32.7 x 18 x 14.15	SV: 40.4 x 21.03 x 10.4 SH: 32.7 x 18 x 14.15	SV: 40.4 x 21.03 x 10.4 SH: 32.7 x 18 x 14.15	SV: 40.4 x 21.03 x 10.4	SV: 40.4 x 21.03 x 10.4 SH: 32.7 x 18 x 15.15
Environment	Vibration: 20G@7~2000Hz Shock: 1500G@0.5ms Storage Temperature: -40~85°C MTBF: >3 million hours				
Standard Temp. OP (0~70°C)	SV: DHSSV-XXXDK1EC***# SH: DHSSH-XXXDK1EC***#	SV: DESSV-XXXDK1EC***# SH: DESSH-XXXDK1EC***#	SV: DESSV-XXXM41SC***# SH: DESSH-XXXM41SC***#	SV: DHSSV-XXXM41BC***#	SV: DESSV-XXXM41BC***# SH: DESSH-XXXM41BC***#
Wide Temp. OP (-40~85°C)	SV: DHSSV-XXXDK1EW***# SH: DHSSH-XXXDK1EW***#	SV: DESSV-XXXDK1EW***# SH: DESSH-XXXDK1EW***#	SV: DESSV-XXXM41SW***# SH: DESSH-XXXM41SW***#	SV: DHSSV-XXXM41BW***#	SV: DESSV-XXXM41BW***# SH: DESSH-XXX-M41BW***#
Notes	xxx = density (08GB=08G, 16GB=16G, 32GB=32G, 64GB=64G, 128GB=A28, 256GB=B56, 512GB=C12, 20GB=20G, 40GB=40G, 80GB=80G) ***= flash configuration (internal control code) #=power supply method(A=pin 8+ external power cable / B=Pin 7+ Pin 8)				





Form Factor	SATADOM-SL/SH type D				
Model Name	SATADOM 3IE7	SATADOM 3TE7	SATADOM 3SE4	SATADOM 3IE4	SATADOM 3ME4
Key Features	1. Industrial-grade firmware with 3D NAND 2. Advanced LDPC ECC engine 3. Internal RAID technology 4. Lifespan 10 times longer than MLC	1. Industrial-grade firmware with 3D NAND 2. Advanced LDPC ECC engine 3. Internal RAID technology 4. DRAM-less, high-level data integrity 5. Excellent data transferspeed	1. High-quality SLC-based solution 2. DRAM-less, high-level data integrity 3. LDPC technology secures SSD reliability 4. Excellent data transfer speed	1. The best boot solution under 1U 2. Cost-effective industrial flash with iSLC 3. Exclusive L <sup>3</sup> architecture 4. Latest LDPC ECC engine 5. Pin 8/Pin 7 supported	1. The best boot solution under 1U 2. Exclusive L <sup>3</sup> architecture 3. Latest LDPC ECC engine 4. High IOPS 5. Pin 8/Pin 7 supported
Interface	SATA III 6.0Gb/s	SATA III 6Gb/s	SATA III 6Gb/s	SATA III 6Gb/s	SATA III 6Gb/s
Flash Type	iSLC (3D TLC)	3D TLC	SLC	iSLC (MLC)	MLC
Capacity	20GB~80GB	32GB~256GB	8GB~32GB	8GB~64GB	8GB~128GB
Max. Channel	2	2	2	2	2
Sequential R/W (MB/sec, max)	550/485	510/300	520/260	530/350	530/120
Max. Power Consumption	1.85W (5V x 370mA)	1.5W (5V x 300mA)	0.95W (5V x 186mA)	1.02W (5V x 204mA)	1.02W (5V x 204mA)
Thermal Sensor	Y	Y	Y	Y	Y
External DRAM Buffer	N	N	N	N	N
iData Guard	Y	Y	Y	Y	Y
iCell	N	N	N	N	N
TRIM	Y	Y	Y	Y	Y
ATA Security	Y	Y	Y	Y	Y
S.M.A.R.T.	Y	Y	Y	Y	Y
Dimension (WxLxH/mm)	SL: 29.6 x 33.06 x 10.5 SH(D): 30 x 20.79 x 15.20	SL: 29.6 x 33.06 x 10.5 SH(D):30 x 20.79 x 15.20	SL: 29.6 x 33.06 x 10.5 SH(D):30 x 20.79 x 15.15	SL: 29.6 x 33.06 x 10.5	SL: 29.6 x 33.06 x 10.5 SH(D): 30 x 20.79 x 15.15
Environment	Vibration: 20G@7~2000Hz Shock: 1500G@0.5ms Storage Temperature: -40~85°C MTBF: >3 million hours				
Standard Temp. OP (0~70°C)	SL:DHSSL-XXXDK1EC***#	SL: DESSL-XXXDK1EC***# SH(D): DESSF-XXXDK1EC***#	SL: DESSL-XXXM41SC***# SH(D): DESSF-XXXM41SC***#	SL: DHSSL-XXXM41BC***#	SL: DESSL-XXXM41BC***# SH(D): DESSF-XXXM41BC***#
Wide Temp. OP (-40~85°C)	SL:DHSSL-XXXDK1EW***#	SL: DESSL-XXXDK1EW***# SH(D): DESSF-XXXDK1EW***#	SL: DESSL-XXXM41SW***# SH(D): DESSF-XXXM41SW***#	SL: DHSSL-XXXM41BW***#	SL: DESSL-XXXM41BW***# SH(D): DESSF-XXXM41BW***#
Notes	xxx = density (08GB=08G, 16GB=16G, 32GB=32G, 64GB=64G, 128GB=A28, 256GB=B56, 512GB=C12) ***= flash configuration (internal control code) #=power supply method(A=pin 8+ external power cable / B=Pin 7+ Pin 8)				



Form Factor	SATADOM-ML/MH				
Model Name	SATADOM 3SE4	SATADOM 3IE4	SATADOM 3ME4	SATADOM 3TG6-P	SATADOM 3MG2-P
Key Features	1. High-quality SLC-based solution 2. DRAM-less, high-level data integrity 3. LDPC technology secures SSD reliability 4. Excellent data transferspeed	1. Supports hardware write protection 2. Cost-effective industrial flash with iSLC 3. Exclusive L <sup>3</sup> architecture 4. Latest LDPC ECC engine 5. High IOPS 6. Pin 8/Pin 7 supported	1. Supports hardware write protection 2. Exclusive L <sup>3</sup> architecture 3. Latest LDPC ECC engine 4. High IOPS 5. Pin 8/Pin 7 supported	1. Extreme seq. and random performance with 3D NAND solution 2. Advanced LDPC ECC engine 3. RAID engine offers an additional level of data protection 4. AES 256-key end-to-end data path protection	1. Supports hardware write protection 2. High IOPS 3. High performance SATADOM
Interface	SATA III 6.0Gb/s	SATA III 6Gb/s	SATA III 6Gb/s	SATA III 6.0Gb/s	SATA III 6.0Gb/s
Flash Type	SLC	iSLC (MLC)	MLC	3D TLC	MLC
Capacity	8GB~64GB	16GB~128GB	32GB~256GB	128GB~256GB	32GB~256GB
Max. Channel	2	2	2	4	4
Sequential R/W (MB/sec, max)	520/360	530/360	530/210	560/290	560/180
Max. Power Consumption	1.58W (5V x 315mA)	0.815W (5V x 163mA)	0.815W (5V x 163mA)	2.14W (5V x 428mA)	2.68W (5V x 535mA)
Thermal Sensor	Y	Y	Y	Y	Y
External DRAM Buffer	N	N	N	Y	Y
iData Guard	Y	Y	Y	Y	Y
iCell	N	N	N	N	N
TRIM	Y	Y	Y	Y	Y
ATA Security	Y	Y	Y	Y	Y
S.M.A.R.T.	Y	Y	Y	Y	Y
Dimension (WxLxH/mm)	ML: 36.7 x 31.2 x 10.7	ML: 31.2 x 36.7 x 10.7 MH: 23.5 x 33.6 x 14.8	ML: 31.2 x 36.7 x 10.7 MH: 23.5 x 33.6 x 14.8	ML: 37.17 x 31.5 x 12.6	ML: 37.17 x 31.5 x 12.6
Environment	Vibration: 20G@7~2000Hz Shock: 1500G@0.5ms Storage Temperature: -40~85°C MTBF: >3 million hours				
Standard Temp. OP (0~70°C)	ML: DESML-XXXM41SC***# MH: DESMH-XXXM41SC***#	ML: DHSML-XXXM41BC***# MH: DHSMH-XXXM41BC***#	ML: DESML-XXXM41BC***# MH: DESMH-XXXM41BC***#	ML: DGSML-XXXM71EC***#	ML: DGSML-XXXD81BC***#
Wide Temp. OP (-40~85°C)	ML: DESML-XXXM41SW***# MH: DESMH-XXXM41SW***#	ML: DHSML-XXXM41BW***# MH: DHSMH-XXXM41BW***#	ML: DESML-XXXM41BW***# MH: DESMH-XXXM41BW***#	ML: DGSML-XXXM71EW***#	ML: DGSML-XXXD81BW***#
Notes	xxx = density (08GB=08G, 16GB=16G, 32GB=32G, 64GB=64G, 128GB=A28, 256GB=B56, 512GB=C12) ***= flash configuration (internal control code) #=power supply method(A=pin 8+ external power cable / B=Pin 7+ Pin 8)				



Form Factor	SATADOM-SH type C		SATADOM-MV	
Model Name	SATADOM 3SE4	SATADOM 3ME4	SATADOM 3IE4	SATADOM 3ME4
Key Features	1. High-quality SLC-based solution 2. DRAM-less, high-level data integrity 3. LDPC technology secures SSD reliability 4. Excellent data transfer speed	1. Low-profile horizontal design. 2. Exclusive L <sup>3</sup> architecture 3. Latest LDPC ECC engine 4. High IOPS 5. Pin 8/Pin 7 supported	1. Supports hardware write protection 2. Cost-effective industrial flash with iSLC 3. Exclusive L <sup>3</sup> architecture 4. Latest LDPC ECC engine 5. High IOPS 6. Pin 8/Pin 7 supported	1. Supports hardware write protection 2. Exclusive L <sup>3</sup> architecture 3. Latest LDPC ECC engine 4. High IOPS 5. Pin 8/Pin 7 supported
Interface	SATA III 6.0Gb/s	SATA III 6Gb/s	SATA III 6Gb/s	SATA III 6Gb/s
Flash Type	SLC	MLC	iSLC (MLC)	MLC
Capacity	8GB~32GB	8GB~128GB	8GB~64GB	8GB~128GB
Max. Channel	2	2	2	2
Sequential R/W (MB/sec, max.)	520/260	530/120	530/340	530/120
Max. Power Consumption	1.49W (5V x 297mA)	1.02W (5V x 204mA)	1.72W (5V x 343mA)	1.08W (5V x 216mA)
Thermal Sensor	Y	Y	Y	Y
External DRAM Buffer	N	N	N	N
iData Guard	Y	Y	Y	Y
iCell	N	N	N	N
TRIM	Y	Y	Y	Y
ATA Security	Y	Y	Y	Y
S.M.A.R.T.	Y	Y	Y	Y
Dimension (WxLxH/mm)	32.7 x 18 x 14.5 mm	32.7 x 18 x 14.5 mm	41.55 x 25.26 x 10.4 mm	41.55 x 25.26 x 10.4 mm
Environment	Vibration: 20G@7~2000Hz Shock: 1500G@0.5ms Storage Temperature: -40~85°C MTBF: >3 million hours			
Standard Temp. OP (0~70°C)	DESSC-XXXM41SC***#	DESSC-XXXM41BC***#	DHSMV-XXXM41BC***#	DESMV-XXXM41BC***#
Wide Temp. OP (-40~85°C)	DESSC-XXXM41SW***#	DESSC-XXXM41BW***#	DHSMV-XXXM41BW***#	DESMV-XXXM41BW***#
Notes	xxx = density (08GB=08G, 16GB=16G, 32GB=32G, 64GB=64G, 128GB=A28, 256GB=B56, 512GB=C12) ***= flash configuration (internal control code) #=power supply method(A=pin 8+ external power cable / B=Pin 7+ Pin 8)			

## mSATA

mSATA, which is compliant with the JEDEC MO300/MO300B standard, was announced by the Serial ATA International Organization on September 21, 2009. Applications include netbooks, portable devices and other devices that require a smaller solid-state drive. The connector is similar in appearance to a PCI Express Mini Card interface and is electrically compatible; however, the data signals need a connection to the SATA host controller instead of the PCI Express host controller. Innodisk's mSATA supports high-performance data transfer rates of 1.5 Gb/s, 3.0 Gb/s, and 6.0 Gb/s.



Model Name	InnoAGE mSATA 3TI7	mSATA 3IE7	mSATA 3TE7	mSATA 3TG6-P
Key Features	1. Remote Management 2. Data Security 3. Scalability	1. Industrial-grade firmware with 3D NAND 2. Advanced LDPC ECC engine 3. Internal RAID technology 4. Lifespan 10 times longer than MLC	1. Industrial-grade firmware with 3D NAND 2. Designed with LDPC ECC engine 3. Internal RAID technology 4. DRAM-less, high-level data integrity 5. Excellent data transfer speed	1. Extreme seq. and random performance with 3D NAND solution 2. Designed with LDPC ECC engine 3. RAID engine offers an additional level of data protection
Interface	SATA III 6.0Gb/s	SATA III 6.0Gb/s	SATA III 6.0Gb/s	SATA III 6.0Gb/s
Flash Type	3D TLC	iSLC (3D TLC)	3D TLC	3D TLC
Capacity	64GB-256GB	20GB~640GB	32GB~1TB	128GB~1TB
Max. Channel	4	4	4	4
Sequential R/W (MB/sec, max.)	535/260	550 / 490	560/330	560/510
Max. Power Consumption	2.2 W (3.3V x 674 mA)	2.7 W	2.2 W (3.3V x 674mA)	2.8 W (3.3V x 850mA)
Thermal Sensor	Y	Y	Y	Y
External DRAM Buffer	N	N	N	Y
iData Guard	Y	Y	Y	Y
iCell	N	N	Optional (64GB-512GB)	N
TRIM	Y	Y	Y	Y
ATA Security	Y	Y	Y	Y
S.M.A.R.T.	Y	Y	Y	Y
Dimension (WxLxH/mm)	29.8 x 50.8 x 3.7	29.8 x 50.8 x 3.7	29.8 x 50.8 x 3.7	29.8 x 50.8 x 3.7
Environment	Vibration: 20G@7~2000Hz/Shock: 1500G@0.5ms/Storage Temperature: -40~85°C/MTBF: >3 million hours***			
Standard Temp. OP (0~70°C)	DTMSR-XXXDK1EC***	DHMSR-XXXDK1%C***	DEMSR-XXXDK1%C***(P)	DGMSR-XXXM71%C***
Wide Temp. OP (-40~85°C)	NA	DHMSR-XXXDK1%W***	DEMSR-XXXDK1%W***(P)	DGMSR-XXXM71%W***
Notes	XXX = density (02GB=02G, 04GB=04G, 08GB=08G, 16GB=16G, 32GB=32G, 64GB=64G, 20GB=20G, 40GB=40G, 80GB=80G, 160GB=A60, 320GB=D2G, 640GB=F4G), ***= flash configuration (internal control code)%=Flash Type			



Model Name	mSATA 3SE4	mSATA 3IE4	mSATA 3MG2-P	mSATA 3ME4
Key Features	1. High-quality SLC-based solution 2. DRAM-less, high-level data integrity 3. LDPC technology secures SSD reliability 4. Excellent data transfer speed	1. Cost-effective industrial flash with iSLC 2. Lifespan 7 times longer than MLC 3. Performance and data quality congruent to SLC 4. Excellent data transfer speed 5. LDPC technology secures SSD reliability	1. High IOPS with on-board DRAM design 2. Featuring L <sup>2</sup> architecture, expanding the lifespan 3. Supports DEVSLP	1. LDPC technology secures SSD reliability 2. DRAM-less, high-level data integrity
Interface	SATA III 6.0Gb/s	SATA III 6.0Gb/s	SATA III 6.0Gb/s	SATA III 6.0Gb/s
Flash Type	SLC	iSLC (MLC)	MLC	MLC
Capacity	8GB~64GB	8GB~128GB	8GB~512GB	8GB~256GB
Max. Channel	2	2	4	2
Sequential R/W (MB/sec, max.)	525/350	530/365	520/450	535/210
Max. Power Consumption	1.32W (3.3V x 400mA)	0.6W (3.3V x 200mA)	2.2 W (3.3 V x 660mA)	0.6W (3.3V x 205mA)
Thermal Sensor	Y	Y	Y	Y
External DRAM Buffer	N	N	Y	N
iData Guard	Y	Y	Y	Y
iCell	N	N	N	N
TRIM	Y	Y	Y	Y
ATA Security	Y	Y	Y	Y
S.M.A.R.T.	Y	Y	Y	Y
Dimension (WxLxH/mm)	29.8 x 50.8 x 3.7	29.8 x 50.8 x 3.7	29.8 x 50.8 x 3.7	29.8 x 50.8 x 3.7
Environment	Vibration: 20G@7~2000Hz/Shock: 1500G@0.5ms/Storage Temperature: -40~85°C/MTBF: >3 million hours***			
Standard Temp. OP (0-70°C)	DEMSR-XXXM41SC***	DHMSR-XXXM41BC***	DGMSR-XXXD81SC***	DEMSR-XXXM41BC***
Wide Temp. OP (-40-85°C)	DEMSR-XXXM41SW***	DHMSR-XXXM41BW***	DGMSR-XXXD81SW***	DEMSR-XXXM41BW***
Notes	XXX = density (02GB=02G, 04GB=04G, 08GB=08G, 16GB=16G, 32GB=32G, 64GB=64G), *** = flash configuration (internal control code)%=Flash Type			



Model Name	mSATA mini 3IE7	mSATA mini 3TE7	mSATA mini 3SE4	mSATA mini 3IE4	mSATA mini 3ME4
Key Features	1. Industrial-grade firmware with 3D NAND 2. Advanced LDPC ECC engine 3. Internal RAID technology 4. Lifespan 10 times longer than MLC	1. Industrial-grade firmware with 3D NAND 2. Designed with LDPC ECC engine 3. Internal RAID technology 4. DRAM-less, high-level data integrity 5. Excellent data transfer speed	1. High-quality SLC-based solution 2. DRAM-less, high-level data integrity 3. LDPC technology secures SSD reliability 4. Excellent data transfer speed	1. Cost-effective industrial flash with iSLC 2. Lifespan 7 times longer than MLC 3. Performance and data quality congruent to SLC 4. Excellent data transfer speed 5. LDPC technology secures SSD reliability	1. LDPC technology secures SSD reliability 2. DRAM-less, high-level data integrity
Interface	SATA III 6.0Gb/s	SATA III 6.0Gb/s	SATA III 6.0Gb/s	SATA III 6.0Gb/s	SATA III 6.0Gb/s
Flash Type	3D TLC	3D TLC	SLC	iSLC (MLC)	MLC
Capacity	20GB~320GB	32GB~512GB	8GB~64GB *For 4GB, please check mSATA mini 3SE3	8GB~64GB	8GB~128GB
Max. Channel	4	4	2	2	2
Sequential R/W (MB/sec, max.)	560/520	560/330	525/360	530/340	430/125
Max. Power Consumption	2.8W	0.6W (3.3V x 190mA)	1.3W (3.3 V x 400mA)	0.6W (3.3V x 200mA)	0.6W (3.3V x 190mA)
Thermal Sensor	Y	Y	Y	Y	Y
External DRAM Buffer	N	N	N	N	N
iData Guard	Y	Y	Y	Y	Y
iCell	N	N	N	N	N
TRIM	Y	Y	Y	Y	Y
ATA Security	Y	Y	Y	Y	Y
S.M.A.R.T.	Y	Y	Y	Y	Y
Dimension (WxLxH/mm)	30 x 26.8 x 3.6	30 x 26.8 x 3.6	30 x 26.8 x 3.4	30 x 26.8 x 3.4	30 x 26.8 x 3.4
Environment	Vibration: 20G@7~2000Hz/Shock: 1500G@0.5ms/Storage Temperature: -40~85°C/MTBF: >3 million hours***				
Standard Temp. OP (0-70°C)	DHMSM-XXXDK1KCA*L	DEMSM-XXXDK1EC***	DEMSM-XXXM41SC***	DHMSM-XXXM41BC***	DEMSM-XXXM41BC***
Wide Temp. OP (-40-85°C)	DHMSM-XXXDK1KWA*L	DEMSM-XXXDK1EW***	DEMSM-XXXM41SW***	DHMSM-XXXM41BW**	DEMSM-XXXM41BW***
Notes	XXX = density (02GB=02G, 04GB=04G, 08GB=08G, 16GB=16G, 32GB=32G, 64GB=64G), *** = flash configuration (internal control code)%=Flash Type				

# SATA Slim

The Innodisk SATA Slim is compliant with the JEDEC SFF-8156 standard form factor and ATA protocol. It does not require drivers, and can be configured as a boot device or a data storage device. It is also suitable for portable/hand-held devices, thin clients, and industrial applications that require the effective reduction of operation system boot time and power consumption. With a 7 + 15-pin SATA interface, the Innodisk SATA Slim supports most platforms with a standard SATA port.



Model Name	SATA Slim 3TE7	SATA Slim 3TG6-P	SATA Slim 3SE4
Key Features	1. Industrial-grade firmware with 3D NAND 2. Designed with LDPC ECC engine 3. Internal RAID technology 4. DRAM-less, high-level data integrity 5. Excellent data transfer speed	1. Extreme seq. and random performance with 3D NAND solution 2. Designed with LDPC ECC engine 3. RAID engine offers additional level of data protection	1. High-quality SLC-based solution 2. DRAM-less, high-level data integrity 3. LDPC technology secures SSD reliability 4. Excellent data transfer speed
Interface	SATA III 6.0Gb/s	SATA III 6.0Gb/s	SATA III 6.0Gb/s
Flash Type	3D TLC	3D TLC	SLC
Capacity	32GB~1TB	128GB~512GB	8GB~64GB *For 128GB, please check SATA Slim 3SE3
Max. Channel	4	4	2
Sequential R/W(MB/sec,max)	560/340	540/470	530/360
Max. Power Consumption	0.8W (5V x 160mA)	3.1W (5V x 620mA)	1.1 W (5V x 220mA)
Thermal Sensor	Y	Y	Y
External DRAM Buffer	N	Y	N
iData Guard	Y	Y	Y
iCell	N	N	N
TRIM	Y	Y	Y
ATA Security	Y	Y	Y
S.M.A.R.T.	Y	Y	Y
Dimension (WxLxH/mm)	54.0 x 39.0 x 4.0	54.0 x 39.0 x 4.0	54.0 x 39.0 x 4.0
Environment	Vibration: 20G@7~2000Hz/Shock: 1500G@0.5ms/Storage Temperature: -40~85°C/MTBF: >3 million		
Standard Temp.OP (0~70°C)	DESLM-XXXDK1EC***	DGSLM-XXXM71EC***	DESLM-XXXM41SC***
Wide Temp.OP (-40~85°C)	DESLM-XXXDK1EW***	DGSLM-XXXM71EW***	DESLM-XXXM41SW***
Notes	XXX = density (02GB=02G, 04GB=04G, 08GB=08G, 16GB=16G, 32GB=32G, 64GB=64G, 128GB=A28, 256GB=B56, 512GB=C12) *** = flash configuration (internal control code) %=Flash Type		



Model Name	SATA Slim 3IE4	SATA Slim 3ME4	SATA Slim 3MG2-P
Key Features	1. Exclusive L <sup>3</sup> architecture 2. Designed with LDPC ECC engine 3. Cost-effective industrial flash with iSLC	1. Exclusive L <sup>3</sup> architecture 2. Designed with LDPC ECC engine 3. Compatible with JEDEC MO-297	1. EverGreen L <sup>2</sup> architecture 2. High Sequential/IOPS performance 3. Supports DEVSLP 4. iData Guard data protection
Interface	SATA III 6.0Gb/s	SATA III 6.0Gb/s	SATA III 6.0Gb/s
Flash Type	iSLC (MLC)	MLC	MLC
Capacity	8GB~128GB	8GB~128GB	8GB~256GB
Max. Channel	2	2	4
Sequential R/W(MB/sec,max)	530/360	530/210	520/290
Max. Power Consumption	0.8W (5V x 160mA)	0.8W (5V x 160mA)	2.6W (5V x 520mA)
Thermal Sensor	Y	Y	STD : N, W/T : Y
External DRAM Buffer	N	N	Y
iData Guard	Y	Y	Y
iCell	N	N	N
TRIM	Y	Y	Y
ATA Security	Y	Y	Y
S.M.A.R.T.	Y	Y	Y
Dimension (WxLxH/mm)	54.0 x 39.0 x 4.0	54.0 x 39.0 x 4.0	54.0 x 39.0 x 4.0
Environment	Vibration: 20G@7~2000Hz/Shock: 1500G@0.5ms/Storage Temperature: -40~85°C/MTBF: >3 million		
Standard Temp.OP (0~70°C)	DHSLM-XXXM41BC***	DESLM-XXXM41BC***	DGSLM-XXXD81%C***
Wide Temp.OP (-40~85°C)	DHSLM-XXXM41BW***	DESLM-XXXM41BW***	DGSLM-XXXD81%W***
Notes	XXX = density (02GB=02G, 04GB=04G, 08GB=08G, 16GB=16G, 32GB=32G, 64GB=64G, 128GB=A28, 256GB=B56, 512GB=C12) *** = flash configuration (internal control code) %=Flash Type		

# CF Card

Innodisk's Industrial CompactFlash Memory Card (iCF) complies with the PCMCIA ATA standard. Designed to replace traditional rotating disk drives, Innodisk iCFs are embedded solid-state data storage systems that are designed for mobile computing and the industrial workplace.



Model Name	iCF 9000	iCF 1SE
Key Features	1. High sustained data transfer speed 2. Enhanced power cycling management	High-quality SLC-based solution
Interface	PATA	PATA
Connector	50-pin CF connector	50-pin CF connector
Flash Type	SLC	SLC
Capacity	1GB~64GB	512MB~8GB
Max. Channel	4	2
Sequential R/W (MB/sec, max.)	110/100	40/30
Max. Power Consumption	0.95W (5V x 190mA) 0.63W (3.3V x 190mA)	0.75W (5V x 150mA) 0.5W (3.3V x 150mA)
Thermal Sensor	N	N
ATA Security	Y	Y
S.M.A.R.T.	Y	Y
Dimension (WxLxH/mm)	42.8 x 36.4 x 3.3	42.8 x 36.4 x 3.3
Environment	Vibration: 20G@7~2000Hz/Shock: 1500G@0.5ms/Storage Temperature: -40~85°C/MTBF: >3 million hours	
Standard Temp. OP (0~70°C)	DC1M-XXXD71AC***	DC1M-XXXD41AC***
Wide Temp. OP (-40~85°C)	DC1M-XXXD71AW***	DC1M-XXXD41AW***
Notes	PIO mode 0-6 UDMA mode 0-7	PIO mode 0-6 UDMA mode 0-4
XXX = density (512MB=512, 01GB=01G, 02GB=02G, 04GB=04G, 08GB=08G, 16GB=16G, 32GB=32G, 64GB=64G, 128GB=A28, 256GB=B56), ***= flash configuration (internal control code) % =Flash Type		



Model Name	iCF 1ME	iCF 1ME2	iCF 1SE2	iCF 1SE3
Key Features	1. Budget-friendly MLC-based solution 2. Enhanced power cycling management	1. Budget friendly MLC-based solution 2. Supports iPowerGuard 3. Supports iDataGuard	1. High-quality SLC-based solution 2. Enhanced power cycling management	1. Write protection security 2. Read disturb management 3. Supports Secure Erase 4. Supports iPowerGuard& iDataGuard
Interface	PATA	PATA	PATA	PATA
Connector	50-pin CF connector	50pin CF connector	50-pin CF connector	50pin CF connector
Flash Type	MLC	MLC	SLC	SLC
Capacity	8GB~256GB	8GB~256GB	1GB~64GB	128MB~64GB
Max. Channel	2	2	2	2
Sequential R/W (MB/sec, max.)	110/110	85/55	75/65	63/55
Max. Power Consumption	0.76W (5V x 155mA) 0.52W (3.3V x 155 mA)	0.85W(5V x 170mA)	1.4W (5V x 280mA)	0.7W (5V x 140mA)
Thermal Sensor	N	N	N	N
ATA Security	Y	Y	Y	Y
S.M.A.R.T.	Y	Y	Y	Y
Dimension (WxLxH/mm)	42.8 x 36.4 x 3.3	42.8 x 36.4 x 3.3	42.8 x 36.4 x 3.3	42.8 x 36.4 x 3.3
Environment	Vibration: 20G@7~2000Hz/Shock: 1500G@0.5ms/Storage Temperature: -40~85°C/MTBF: >3 million hours			
Standard Temp. OP (0~70°C)	DECFC-XXXD53BC***	DECFC-XXXA2BC***	DECFC-XXXD53AC***	DECFC-XXXA2AC***
Wide Temp. OP (-40~85°C)	DECFC-XXXD53BW***	DECFC-XXXA2BW***	DECFC-XXXD53AW***	DECFC-XXXA2AW***
Notes	PIO mode 0-6 UDMA mode 0-7	PIO mode 0-6 UDMA mode 0-7	PIO mode 0-6 UDMA mode 0-7	PIO mode 0-6 UDMA mode 0-7
XXX = density (512MB=512, 01GB=01G, 02GB=02G, 04GB=04G, 08GB=08G, 16GB=16G, 32GB=32G, 64GB=64G, 128GB=A28, 256GB=B56), ***= flash configuration (internal control code) % =Flash Type				

# CFast

The Innodisk CFast is a small form factor card standard with high data storage capacity. It is particularly suitable for semi-industrial applications. Compliant with the CFast 2.0 standard, it is designed with a 7 + 17-pin connector and is SATA compatible. The Innodisk CFast offers data transfer rates of sequential read up to 560MB/sec and of sequential write up to 520MB/sec.



Model Name	CFast 3IE7	CFast 3TE7	CFast 3SE4
Key Features	1. Industrial-grade firmware with 3D NAND 2. Advanced LDPC ECC engine 3. Internal RAID technology 4. Lifespan 10 times longer than MLC	1. Industrial-grade firmware with 3D NAND 2. Designed with LDPC ECC engine 3. Internal RAID technology 4. DRAM-less, high-level data integrity 5. Excellent data transfer speed	1. High-quality SLC-based solution 2. DRAM-less, high-level data integrity 3. LDPC technology secures SSD reliability 4. Excellent data transfer speed
Interface	SATA III 6.0Gb/s	SATA III 6.0Gb/s	SATA III 6.0Gb/s
Connector	7pin+17pin	7-pin + 17-pin	7-pin + 17-pin
Flash Type	iSLC (3D TLC)	3D TLC	SLC
Capacity	20GB~160GB	32GB~512GB	8GB~64GB
Max. Channel	4	4	2
Sequential R/W (MB/sec, max.)	560/520	560/330	530/360
Max. Power Consumption	1.81W (3.3V x 550mA)	1.81W (3.3V x 550mA)	1.59W (3.3V x 480mA)
Thermal Sensor	Y	Y	Y
External DRAM Buffer	N	N	N
iData Guard	Y	Y	Y
iCell	N	N	N
TRIM	Y	Y	Y
ATA Security	Y	Y	Y
S.M.A.R.T.	Y	Y	Y
Dimension (WxLxH/mm)	42.8 x 36.4 x 3.6	42.8 x 36.4 x 3.6	42.8 x 36.4 x 3.6
Environment	Vibration: 20G@7~2000Hz/Shock: 1500G@0.5ms/Storage Temperature: -40~85°C/MTBF: >3 million hours		
Standard Temp. OP (0~70°C)	DHCFAXXXDK1%C***	DECFA-XXXDK1%C***	DHCFAXXXM41SC***
Wide Temp. OP (-40~85°C)	DHCFAXXXDK1%W***	DECFA-XXXDK1%W***	DECFA-XXXM41SW***
Notes	xxx = density (08GB=08G, 16GB=16G, 32GB=32G, 64GB=64G, 128GB=A28, 256GB=B56, 512GB=C12, 20GB=20G, 40GB=40G, 80GB=80G, 160GB=A60) *** = flash configuration (internal control code) %=Flash Type		



Model Name	CFast 3IE4	CFast 3ME4	CFast 3MG2-P
Key Features	1. Cost-effective industrial flash with iSLC 2. Lifespan 7 times longer than MLC 3. Excellent IOPS performance 4. Designed with LDPC ECC engine 5. Supports hardware write protection	1. Exclusive L <sup>3</sup> architecture 2. Designed with LDPC ECC engine 3. Excellent IOPS performance 4. Supports hardware write protection	1. Compliant with CFast 2.0 standard 2. EverGreen L <sup>2</sup> architecture 3. High sequential/IOPS performance 4. Supports DEVSLP 5. iData Guard data protection
Interface	SATA III 6.0Gb/s	SATA III 6.0Gb/s	SATA III 6.0Gb/s
Connector	7-pin + 17-pin	7-pin + 17-pin	7-pin + 17-pin
Flash Type	iSLC (MLC)	MLC	MLC
Capacity	8GB~128GB	8GB~256GB	32GB~256GB
Max. Channel	2	2	4
Sequential R/W (MB/sec, max.)	530/360	530/210	560/350
Max. Power Consumption	0.76W (3.3V x 230mA)	0.86W (3.3V x 260mA)	2.51W (3.3V x 760mA)
Thermal Sensor	Y	Y	Y
External DRAM Buffer	N	N	Y
iData Guard	Y	Y	Y
iCell	N	N	N
TRIM	Y	Y	Y
ATA Security	Y	Y	Y
S.M.A.R.T.	Y	Y	Y
Dimension (WxLxH/mm)	42.8 x 36.4 x 3.6	42.8 x 36.4 x 3.6	42.8 x 36.4 x 3.6
Environment	Vibration: 20G@7~2000Hz/Shock: 1500G@0.5ms/Storage Temperature: -40~85°C/MTBF: >3 million hours		
Standard Temp. OP (0~70°C)	DHCFAXXXM41BC***	DECFA-XXXM41BC***	DGCFAXXXD81BC***
Wide Temp. OP (-40~85°C)	DHCFAXXXM41BW***	DECFA-XXXM41BW***	DGCFAXXXD81BW***
Notes	xxx = density (08GB=08G, 16GB=16G, 32GB=32G, 64GB=64G, 128GB=A28, 256GB=B56) *** = flash configuration (internal control code) %=Flash Type		

# CFexpress

Innodisk CFexpress is compliant with CFexpress 1.0 type B specification. Supporting PCIe Gen III x2 interface and complies with NVMe 1.3, provides excellent performance and industrial-grade endurance with industrial NAND Flash. With sophisticated error detection and correction (ECC) functions, the module can ensure full End-to-end Data Path Protection that secures the data transmission between host system and NAND Flash.



Model name	CFexpress 4TE3	CFexpress 3TE6
Key Features	<ol style="list-style-type: none"> <li>1. PCIe Gen. 4 x2, NVMe 1.4</li> <li>2. Excellent data transfer speed</li> <li>3. iData Guard Data Protection</li> <li>4. iPower Guard Protection</li> <li>5. LDPC ECC engine supported.</li> <li>6. End-to-end Data Path Protection</li> </ol>	<ol style="list-style-type: none"> <li>1. PCIe Gen. III x2, NVMe 1.3</li> <li>2. Excellent data transfer speed</li> <li>3. Zero mechanical interference</li> <li>4. LDPC ECC engine supported.</li> <li>5. End-to-end Data Path Protection</li> <li>6. Support Write Protect Function</li> </ol>
Interface	PCIe Gen4x2	PCIe Gen3x2
Connector	21pin	21pin
Flash Type	3D TLC	3D TLC
Capacity	128GB~1TB	64GB~1TB
Max. Channel	4	4
Sequential R/W (MB/sec, max.)	3600/3200	1650/1600
Max. Power consumption	TBD	3.3 W (3.3V x 1000mA)
Thermal Sensor	Y	Y
ATA Security	N	Y
S.M.A.R.T	Y	Y
H/W Write Protect	N	Y(Optional)
Dimension (WxLxH/mm)	29.6 x 38.5 x 3.8	29.6 x 38.5 x 3.8
Environment	Vibration: 20G@7~2000Hz/Shock: 1500G@0.5ms/Storage Temperature: -40~85°C/MTBF: >3 million hours	
Standard Temp. OP (0~70°C)	DECFX-XXXDH1%C***	DECFX-XXXDD1%C***
Wide Temp. OP (-40~85°C)	DECFX-XXXDH1%W***	DECFX-XXXDD1%W***
Notes	xxx = density (32GB=32G, 64GB=64G, 128GB=A28, 256GB=B56, 512GB=C12, 1TB=01T) *** = flash configuration (internal control code)	

# SD/microSD

Innodisk's SD and microSD cards are single-level flash devices built for rugged applications in the embedded field. As industrial-grade SD and microSD cards, these products deliver excellent endurance and reliability, especially compared to cards used in the mobile market. Innodisk SD and microSD cards are compatible with SD 2.0/SD 3.0 standards and support SDHC Class 10 (UHS-I). They also feature S.M.A.R.T. technology, which monitors the reliability of these SD cards.



Model Name	Micro SD 3IE4	Micro SD 3TE4	Micro SD 3ME3
Key Features	<ol style="list-style-type: none"> <li>1. High performance</li> <li>2. High endurance</li> <li>3. LDPC Engine</li> </ol>	<ol style="list-style-type: none"> <li>1. High performance</li> <li>2. LDPC Engine</li> </ol>	<ol style="list-style-type: none"> <li>1. Support Class 10 with UHS-I</li> <li>2. High performance</li> </ol>
Interface	SD 3.0	SD 3.0	SD 3.0
Flash Type	iSLC (3D TLC)	3D TLC	MLC
Capacity	8GB~128GB	32GB~512GB	8GB~64GB
Max. Channel	1	1	1
Sequential R/W (MB/sec, max.)	95/85	95/85	76/52
Max. Power Consumption	0.41W (3.3V x 124mA)	0.53W (3.3V x 161mA)	0.49W (3.3V x 149mA)
S.M.A.R.T.	Y	Y	Y
Dimension (WxLxH/mm)	11.0 x 15.0 x 1.0	11.0 x 15.0 x 1.0	11.0 x 15.0 x 1.0
Environment	Vibration: 20G@7~2000Hz/Shock: 1500G@0.5ms/Storage Temperature: -40~85°C/MTBF: >3 million hours		
Standard Temp. OP (-25~85°C)	DHSDM-XXXS06%E**L	DESDM-XXXS06%E**L	DESDM-XXXS02SE***
Wide emp. OP (-40~85°C)	DHSDM-XXXS06%W**L	DESDM-XXXS06%W**L	DESDM-XXXS02SW***
Notes	XXX = density (01GB=01G, 02GB=02G, 04GB=04G, 08GB=08G, 16GB=16G, 32GB=32G, 64GB=64G, 128GB=A28, 256GB=B56, 512GB=C12) *** = flash configuration (internal control code) %=Flash Type		



Model Name	microSD 3SE3	Industrial microSD Card	microSD 3ME2	microSD 3IE2
Key Features	Enhanced power cycling management	Enhanced power cycling management	1. Supports Class 10 with UHS-I 2. High performance 3. SPI mode supported	1. Supports Class 10 with UHS-I 2. High performance 3. SPI mode supported
Interface	SD 3.0	SD 2.0	SD 3.0	SD 3.0
Flash Type	SLC	SLC	MLC	iSLC (MLC)
Capacity	4GB~8GB	1GB~4GB	8GB~64GB	4GB~32GB
Max. Channel	1	1	1	1
Sequential R/W (MB/sec, max.)	30/23	20/16	75/31	79/45
Max. Power Consumption	0.12W (3.3V x 387mA)	0.17W (3.3V x 50mA)	0.7W (3.3V x 219mA)	0.7W (3.3V x 219mA)
S.M.A.R.T.	Y	Y	Y	Y
Dimension (WxLxH/mm)	11.0 x 15.0 x 1.0	11.0 x 15.0 x 1.0	11.0 x 15.0 x 1.0	11.0 x 15.0 x 1.0
Environment	Vibration: 20G@7~2000Hz/Shock: 1500G@0.5ms/Storage Temperature: -40~85°C/MTBF: >3 million hours			
Standard Temp. OP (-25~85°C)	DESDM-XXXS02AE***	DS2M-XXXI81AC***	DESDM-XXXE21SEASK	DHSDM-XXXE21SEASK
Wide emp. OP (-40~85°C)	DESDM-XXXS02AW***	DS2M-XXXI81AW***	DESDM-XXXE21SWASK	NA
Notes	XXX = density (01GB=01G, 02GB=02G, 04GB=04G, 08GB=08G, 16GB=16G, 32GB=32G, 64GB=64G) *** = flash configuration (internal control code) %=Flash Type			



Model Name	SD Card 3ME3	SD Card 3IE3	SD Card 3IE4
Key Features	1. High performance 2. Power failure management 3. BCH ECC implementation	1. Support Class 10 with UHS-I 2. High performance 3. High endurance	1. High performance 2. High endurance 3. LDPC Engine
Interface	SD 3.0	SD 3.0	SD 3.0
Flash Type	MLC	iSLC (MLC)	iSLC (3D TLC)
Capacity	8GB~128GB	4GB~64GB	8GB~64GB
Max. Channel	1	1	1
Sequential R/W (MB/sec, max.)	80/46	79/70	95/85
Max. Power Consumption	0.52W (3.3V x 158mA)	0.47W (3.3V x 143mA)	0.41W (3.3V x 124mA)
S.M.A.R.T.	Y	Y	Y
Dimension (WxLxH/mm)	24.0 x 32.0 x 2.1	24.0 x 32.0 x 2.1	24.0 x 32.0 x 2.1
Environment	Vibration: 20G@7~2000Hz/Shock: 1500G@0.5ms/Storage Temperature: -40~85°C/MTBF: >3 million hours		
Standard Temp. OP (-25~85°C)	DESDC-XXXS02BC***	DHSDC-XXXS02BE***	DHSDC-XXXS06%E**L
Wide emp. OP (-40~85°C)	DESDC-XXXS02BW***	DHSDC-XXXS02BW***	DHSDC-XXXS06%W**L
Notes	XXX = density (01GB=01G, 02GB=02G, 04GB=04G, 08GB=08G, 16GB=16G, 32GB=32G, 64GB=64G, 128GB=A28, 256GB=B56) *** = flash configuration (internal control code) %=Flash Type		





Model Name	SD Card 3TE4	SD Card 3ME5	SD Card 3SE3
Key Features	1. High performance 2. LDPC Engine	1. High performance 2. LDPC Engine	Power cycling enhancement
Interface	SD 3.0	SD 3.0	SD 3.0
Flash Type	3D TLC	MLC	SLC
Capacity	32GB~256GB	8GB~128GB	4GB~32GB
Max. Channel	1	1	1
Sequential R/W (MB/sec, max.)	95/85	TBD	37/31
Max. Power Consumption	0.47W (3.3V x 144mA)	TBD	0.41W (3.3V x 123mA)
S.M.A.R.T.	Y	Y	Y
Dimension (WxLxH/mm)	24.0 x 32.0 x 2.1	24.0 x 32.0 x 2.1	24.0 x 32.0 x 2.1
Environment	Vibration: 20G@7~2000Hz/Shock: 1500G@0.5ms/Storage Temperature: -40~85°C/MTBF: >3 million hours		
Standard Temp. OP (-25~85°C)	DESDC-XXXS06%E**L	DESDC-XXXYH1BC1SC	DESDC-XXXS02AE***
Wide emp. OP (-40~85°C)	DESDC-XXXS06%W**L	DESDC-XXXYH1BW1SC	DESDC-XXXS02AW***
Notes	XXX = density (01GB=01G, 02GB=02G, 04GB=04G, 08GB=08G, 16GB=16G, 32GB=32G, 64GB=64G, 128GB=A28, 256GB=B56) *** = flash configuration (internal control code) %=Flash Type		

## EDC

The Innodisk Embedded Disk Card (EDC) complies with PCMCIA ATA standards and fits into all platforms with an IDE connector. The Innodisk Embedded Disk Card comes in capacities ranging from 512MB to 256GB and is available in 40-pin and 44-pin connector packages.



Model Name	EDC 1SE Vertical Type	EDC 1SE Horizontal Type	EDC 1ME Vertical Type	EDC 1ME Horizontal Type
Key Features	1. Dust prevention 2. High-quality SLC-based solution	1. High-quality SLC-based solution 2. Supports mounting hole	1. Budget-friendly MLC-based solution 2. High-performance PATA solution	1. Budget-friendly MLC-based solution 2. High-performance PATA solution
Connector	40/44-pin	40/44-pin	44-pin	44-pin
Interface	PATA	PATA	PATA	PATA
Flash Type	SLC	SLC	MLC	MLC
Capacity	512MB~4GB	512MB~8GB	8GB~128GB	8GB~256GB
Max. Channel	2	2	2	2
Sequential R/W (MB/sec, max.)	40/28	40/28	110/75	110/75
Max. Power Consumption	0.75W (5V x 150mA) 0.5W (3.3V x 150mA)	0.75W (5V x 150mA) 0.5W (3.3V x 150mA)	1.05W (5V x 150mA) 0.69W (3.3V x 150mA)	1.05W (5V x 150mA) 0.69W (3.3V x 150mA)
Thermal Sensor	N	N	N	N
External DRAM Buffer	N	N	N	N
ATA Security	Y	Y	Y	Y
S.M.A.R.T.	Y	Y	Y	Y
Dimension (WxLxH/mm)	40-pin: 60.2 x 27.3 x 6.4 44-pin: 50.3 x 27.3 x 5.8	40-pin (A,B type): 55 x 32.4 x 12.9 40-pin (C,D type): 55 x 32.4 x 14.6 40-pin (E,F type): 55 x 32.4 x 18.3 44-pin (A,B type): 48 x 32.6 x 6.7 44-pin (C,D type): 48 x 32.6 x 12.8 44-pin (E,F type): 48 x 32.6 x 12.9	50.3 x 27.3 x 7.5	A,B type: 48 x 32.6 x 7.3
Environment	Vibration: 20G@7~2000Hz/Shock: 1500G@0.5ms/Storage Temperature: -40~85°C/MTBF: >3 million hours			
Standard Temp. OP (0~70°C)	40PIN DE0H-XXXD41AC*** 44PIN DE4H-XXXD41AC***	40PIN DE0P%-XXXD41AC*** 44PIN DE4P%-XXXD41AC***	DEE4H-XXXD53BC***	DEE4%-XXXD53BC***
Wide Temp. OP (-40~85°C)	40PIN DE0H-XXXD41AW*** 44PIN DE4H-XXXD41AW***	40PIN DE0P%-XXXD41AW*** 44PIN DE4P%-XXXD41AW***	DEE4H-XXXD53BW***	DEE4%-XXXD53BW***
Notes	xxx = density (512MB=512, 01GB=01G, 02GB=02G, 04GB=04G, 08GB=08G, 16GB=16G, 32GB=32G, 64GB=64G, 128GB=A2, 256GB=B56) *** = flash configuration (internal control code), %=Horizontal type(A,B,C,D,E,F)			

# USB

The Innodisk industrial-grade USB series is built using SLC NAND flash and features an attractive small form factor. It provides high-capacity flash memory storage while delivering faster data transmission with high reliability. It also complies with the high-speed USB 3.0 interface and is backward compatible with USB 1.1. The Innodisk USB series has a variety of special features, from plastic and metal housing to secure mounting holes and EDC choices.



Model Name	USB Drive 2SE2	USB Drive 2ME2	USB Drive 3SE	USB Drive 3ME
Key Features	1. Metal housing to enhance ESD protection 2. 30μ golden finger for highly reliable data transfer quality		1. Metal housing to enhance ESD protection 2. 30μ golden finger for highly reliable data transfer quality	
Interface	USB 2.0	USB 2.0	USB 3.0	
Connector	Type A	Type A	Type A	
Flash Type	SLC	MLC	SLC	MLC
Capacity	512MB~16GB	8GB~64GB	4GB~32GB	8GB~64GB
Max. Channel	1	1	1	1
Sequential R/W (MB/sec, max.)	30/30	40/30	100/85	100/50
Max. Power Consumption	0.35 W(5V x 70mA)	0.43W (5V x 86mA)	0.70 W (5V x 140mA)	
Dimension (WxLxH/mm)	16.60 x 61.45 x 7.60	16.60 x 61.45 x 7.6	16.6 x 48.6 x 7.6	
Environment	Vibration: 20G@7~2000Hz/Shock: 1500G@0.5ms/ Storage Temperature: -40~85°C/MTBF: >3 million hours		Vibration: 20G@7~2000Hz/Shock: 1500G@0.5ms/ Storage Temperature: -40~85°C/MTBF: >3 million hours	
Standard Temp.OP (0~70°C)	DEUA1-XXXDQ1AC***	DEUA1-XXXDQ1BC***	DEUA1-XXXI61SC***	DEUA1-XXXI61BC***
Wide Temp.OP (-40~85°C)	DEUA1-XXXDQ1AW***	DEUA1-XXXDQ1BW***	DEUA1-XXXI61SW***	DEUA1-XXXI61BW***
Notes	XXX = density (512MB=512, 01GB=01G, 02GB=02G, 04GB=04G, 08GB=08G, 16GB=16G, 32GB=32G, 64GB=64G, 128GB=A28, 256GB=B56, 512GB=C12) *** = flash configuration (internal control code)			



Model Name	USB EDC Vertical 3SE	USB EDC Vertical 3ME	USB EDC Horizontal 2SE2	USB EDC Horizontal 2ME2	USB EDC Horizontal 2ME3	USB EDC Vertical 2SE2
Key Features	1. High performance with USB 3.0 interface 2. Low power consumption 3. Wear-leveling supported		1. Toaling hole supported 2. 2.0mm/2.54mm pin pitch			1. Very low profile 2. Low power consumption 3. Wear-Leveling supported
Interface	USB 3.0		USB 2.0			
Connector	Standard, 20-pin, 2.00mm		Standard 9-pin, 2.54mm Low profile 9-pin 2.00mm			Standard, 9pin
Flash Type	SLC	MLC	SLC	MLC	MLC	SLC
Capacity	4GB~32GB	8GB~64GB	512MB~32GB	4GB~64GB	512MB~32GB	512MB~16GB
Max. Channel	1	1	1	1	1	1
Sequential R/W (MB/sec, max.)	110/85	100/50	30/20	40/25	35/35	30/30
Max. Power Consumption	0.79W (5V x 158mA)		0.51W (5V x 102mA)	0.45W (5V x 90mA)	0.66W (5V x 132mA)	0.54W (5V x 108mA)
Dimension (WxLxH/mm)	24.0 x 22.0 x 5.0		26.6 x 36.9 x 6.75mm (Pin Pitch 2.00mm) 26.6 x 36.9 x 9.85mm (Pin Pitch 2.54mm)		26.6x36.9x6.36mm (Pin Pitch 2.00mm) 26.6x36.9x9.85mm (Pin Pitch 2.54mm)	14.0 x 41.5 x 6.0mm
Environment	Vibration: 20G@7~2000Hz/Shock: 1500G@0.5ms/Storage Temperature: -40~85°C/MTBF: >3 million hours					
Standard Temp.OP (0~70°C)	DEUV1-XXXI61SC***	DEUV1-XXXI61BC***	DEUH%-XXXDQ1AC***	DEUH%-XXXDQ1BC***	DEUH%-XXXI61BC***	DEUV1-XXXDQ1AC***
Wide Temp.OP (-40~85°C)	DEUV1-XXXI61SW***	DEUV1-XXXI61BW***	DEUH%-XXXDQ1AW***	DEUH%-XXXDQ1BW***	DEUH%-XXXI61BW***	DEUV1-XXXDQ1AW***
Notes	XXX = density (512MB=512, 01GB=01G, 02GB=02G, 04GB=04G, 08GB=08G, 16GB=16G, 32GB=32G, 64GB=64G, 128GB=A28, 256GB=B56, ) *** = flash configuration (internal control code) % = pin pitch(1=2.54mm, 2=2.00mm)					

# nanoSSD

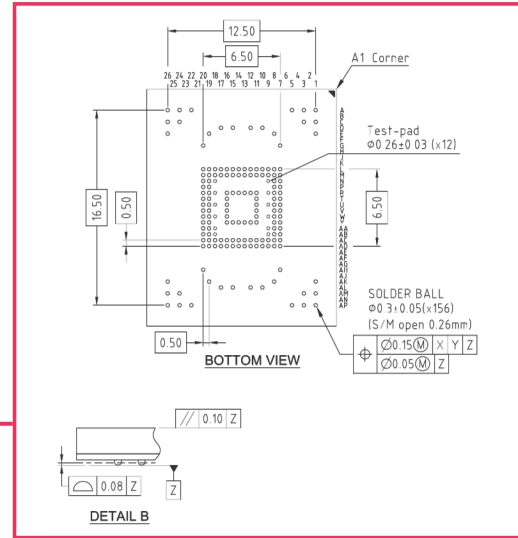

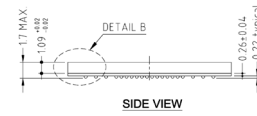

The Innodisk nanoSSD is an integrated SATA storage device. It combines Innodisk's ID106/ID108 NAND flash controller and the latest NAND flash in a JEDEC MO-276 (SATA  $\mu$ SSD) form factor with one single ball grid array (BGA) package, giving the nanoSSD a compact size and making it very easy to integrate. The Innodisk nanoSSD, supporting SATA III 6.0Gb/s, offers excellent data transfer rates along with lower power consumption. It is an ideal solution for any kind of limited-space application.

## Features



- Integrated NAND flash controller with flash in a single chip
- Compliant with JEDEC MO-276 (SATA  $\mu$ SSD) specifications
- SATA III interface with BGA package
- Intelligent flash management and real-time garbage collection

## Benefits of nanoSSD

- Chip type, easy to integrate without mechanical interference
- SATA interface, highly compatible with x86 systems
- Excellent data transfer rates
- Fully compliant with industrial standards
- Suitable for ultra-thin and compact systems
- Zero peripheral circuits



The Innodisk nanoSSD mechanical drawing



Model Name	nanoSSD 3IE3	nanoSSD 3ME3	nanoSSD SATA 3TE7	nanoSSD PCIe 4TE3
Key Features	1. Using BGA package to make controller and flash into a single chip 2. Excellent compatibility thanks to its SATA III interface 3. Compliant with JEDEC MO-276 SPEC		1. Highly integrated IC-type SSD with system in a package (SiP). 2. Supports wide-temperature with Original IC 3. End-to-End Data Path Protection 4. Good shock and vibration-proofing 5. TCG Opal 2.0	1. Excellent data transfer speed 2. LDPC ECC engine & internal die RAID for data protection 3. End-to-end Data Path Protection 4. Small BGA package form factor 5. AES encryption
Interface	SATA III 6.0Gb/s			PCIe Gen4x4
Flash Type	iSLC (MLC)	MLC	3D TLC	3D TLC
Capacity	16GB~64GB	16GB~128GB	32GB~256GB	128GB~1TB
Max. Channel	4			
Sequential R/W (MB/sec, max.)	440/260	410/140	540/260	3,600/3,200
Max. Power Consumption	2.3W		1.86 W	TBD
Thermal Sensor	N		Y	Y
External DRAM Buffer	N		N	N
iData Guard	N		N	Y
iCell	N		N	N
TRIM	Y		Y	Y
ATA Security	Y		Y	Y
S.M.A.R.T.	Y		Y	Y
Dimension (WxLxH/mm)	16.0 x 20.0 x 1.7			16.0 x 20.0 x 2.0
Environment	Shock: 1500G@0.5ms/Storage Temperature: -40~85°C/MTBF: >3 million hours			
Standard Temp. OP (0~70°C)	DENS-XXXD06SC***	DHNSD-XXXD08BC***	DENS-XXXDK1EC***	DECFX-XXXDH1KC***
Wide Temp. OP (-40~85°C)	DENS-XXXD06SW***	DHNSD-XXXD08BW***	NA	DECFX-XXXDH1KW***
Notes	xxx = density (02GB=02G, 04GB=04G, 08GB=08G, 16GB=16G, 32GB=32G, 64GB=64G, 128GB=A28) *** = flash configuration (internal control code)			

# Software Solutions

With our newest Innodisk Cloud Administration Platform (iCAP™), we offer complete storage monitoring services for IoT applications. In addition, our extensive software portfolio is designed to meet the growing needs of edge integration in the embedded and industrial markets.

Software portfolio:

## Cloud Solutions

- iCAP™ – Cloud Administration Platform

## Edge Solutions

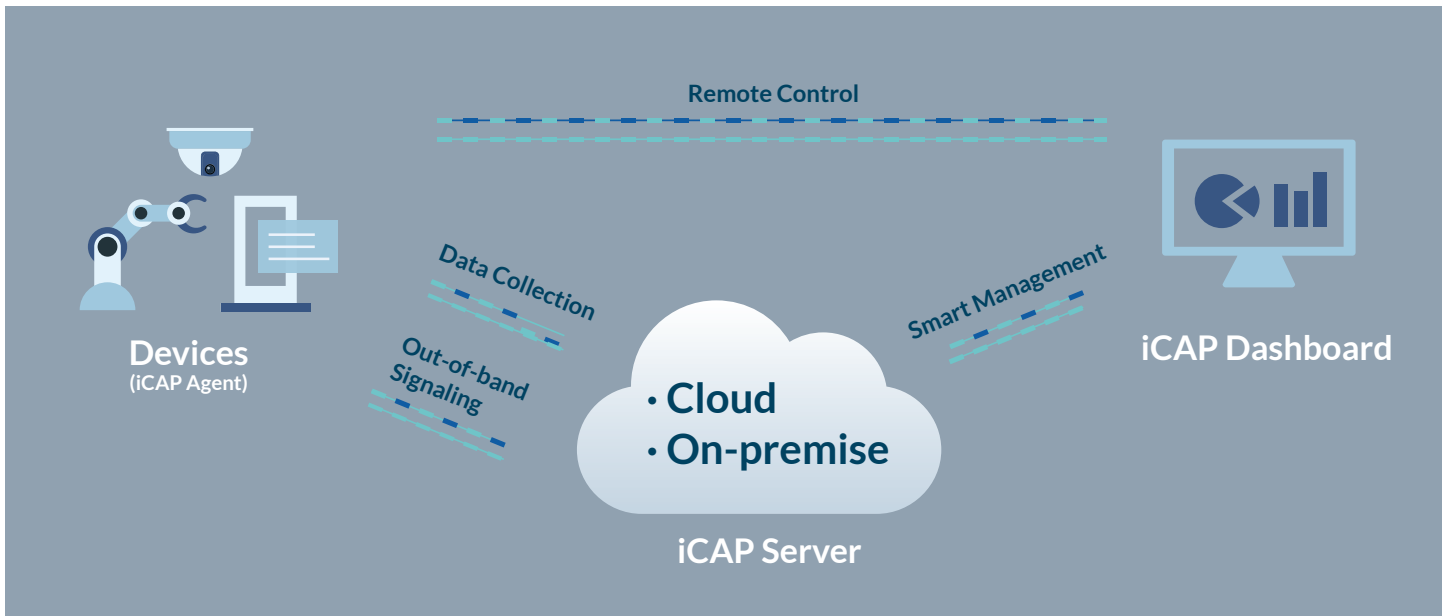
- iVIT™ - AI model training and deployment utility
- iSMART™ – Flash Device Management
- iTracker™ – SD Card and USB Management
- iOpal™ – Self-encrypting Drive Management

# Cloud Solutions



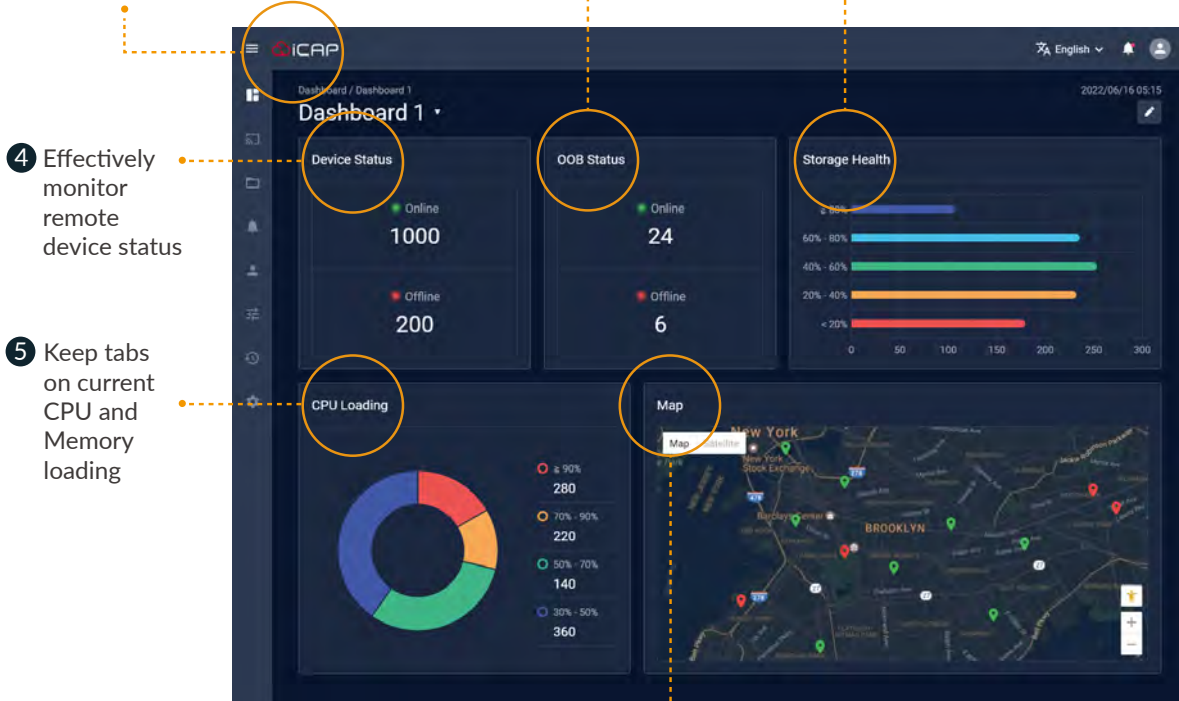
iCAP™ is a browser-accessed management and maintenance platform that allows you to manage solid-state drives (SSDs), memory, and other components in edge devices. With iCAP, accessing device data and controlling devices is possible from anywhere, for example from your internet-connected cell phone, tablet, or laptop. Moreover, iCAP fully supports in-band and out-of-band management, making it easy to restore severely malfunctioning edge devices in no time.

## System Architecture



## iCAP Dashboard Management Interface

- 1 The web page dashboard enables the user to easily manage connected devices through supported browsers
- 2 Keep track of out-of-band-enabled devices' operating status
- 3 User-friendly monitoring function allowing the user to manage and analyze storage information in detail



- 4 Effectively monitor remote device status
- 5 Keep tabs on current CPU and Memory loading

- 6 Customizable widgets including gauges, Google Maps, and various tables presenting device data

## iCAP Advantages

Windows

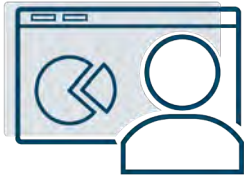
Linux

### Extensive Compatibility

The iCAP agent is supported on both Windows and Linux platforms and can be seamlessly accessed through a wide range of browsers.

### Flexible Dashboard

The user can freely alter the dashboard through a dynamic UI and device grouping and choose the parameters and widgets relevant to their application.



### Remote Disaster Recovery

iCAP fully supports in-band and out-of-band management with one-key recovery, bringing malfunctioning devices back to normal in no time.

### Effective Event Tracker

The event notification tracker will log all changes and keep the user up-to-speed, enabling swift resolutions to any issues that may occur.



SDK

### Secondary Development

iCAP provides an SDK to system integrators and customers to develop a website UI to satisfy end-user application requirements.

### 3rd-party Support

iCAP can also monitor devices of other brands as long as it runs Innodisk storage components.



### DRAM Monitoring

iCAP supports DRAM monitoring, providing the user remote access to iSMART DRAM information and module prediction.

## System Requirements

### Web Service

Web browsers that supports HTML5, CSS3, JavaScript:  
Microsoft Edge | Google Chrome:9.0+ | Firefox:15.0+ | Safari:5.1+

### Server

Hardware Minimum Requirements:  
Intel® Core™ i5 2.3 Ghz CPU or above | 4 GB RAM | 20 GB root partition for the system | 100 GB data storage  
Operating System:  
Ubuntu 16.04+ | Docker 17.03+

### Agent

Hardware:  
Bundled with Innodisk Storage products  
Operating System:  
Windows 10/8.1/7 kernel 32/64-bits | Ubuntu 16.04+ | Others by request

# Edge Solutions



## Easy-to-use tool to access S.M.A.R.T. information.

The iSMART tool monitors the health and lifespan of Innodisk's SSDs and DRAM modules while also providing details on usage patterns. Alerts are easily configured to issue warnings before any critical errors can occur. With iSMART, the user is able to properly integrate Innodisk's SSDs and DRAM modules into their solutions by carefully monitoring behavior and lifespan during development, integration, and mass production.

### S.M.A.R.T. Dashboard



The Dashboard's home provides a quick snapshot of each installed device in the system. This page offers accurate data information regarding Temperature, Health, Capacity, Lifespan, iAnalyzer, and Notifications. Further device information such as S/N, firmware version, interface, etc. is also available.

### DRAM Information



iSMART eliminates the need to physically access the DRAM module to ascertain device info. The DRAM will provide all information to iSMART, making it easily available to the user. The DRAM information section will show P/N, data transfer rate, capacity, data code, etc.

### iAnalyzer



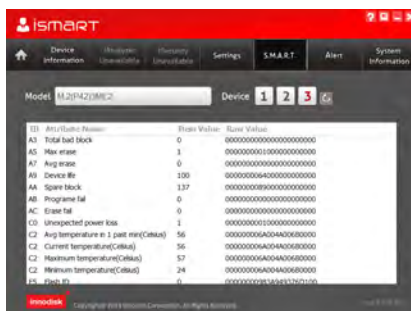
When activated, the iAnalyzer tab displays the read/write behaviors of the SSD in real time. This allows the user to understand their application usage of the SSD. Sequential and Random I/Os are easily broken down into percentages making them easy to read.

### Alert



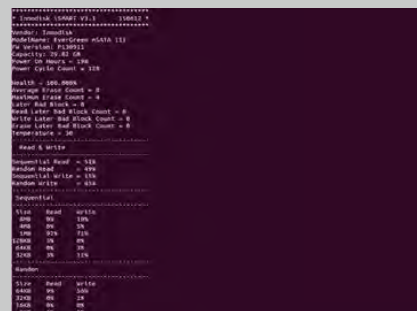
The Alert tab helps the user set trigger points with Temperature, Health Percentage, Remaining Capacity or Life Remaining. If these trigger points exceed their boundaries, the iSMART utility can send a warning and email to the user, notifying them that something is at risk of failing.

### PCIe NVMe Support



iSMART supports logging for PCIe NVMe devices. The user can easily check the PCIe storage devices' health status.

### iSMART for Linux



The iSMART Linux version provides every storage device's S.M.A.R.T. values by vendor command, and also fully supports the iAnalyzer function.

## Easy access to USB and SD SMART information

iTracker is Innodisk's dedicated software tool for SD 3.0 cards and USB products. It offers a customizable approach to accessing flash card S.M.A.R.T. values. Compatibility with both Windows and Linux systems and an intuitive user interface ensure easy system integration and a user-friendly experience.

Features:

- Dedicated Innodisk industrial SD card and USB management software
- Intuitive visualized S.M.A.R.T. information
- Flexible widgets according to individual requirements
- Support for both Windows and Linux systems

### SD Information



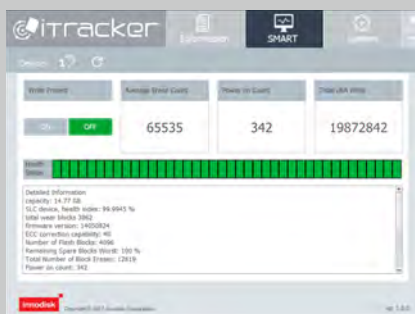
- iTracker enables easy access to SD card and USB series information
- SD 3.0 (Hyperstone)
  - Product name
  - F/W version
  - Correction capability for flash
  - Total number of flash blocks
- SD 3ME3 (SM2702)
  - Product name
  - Bus width
  - Speed class
  - Speed grade

### USB Information



- USB series product (SM3268)
  - Product name
  - Manufacturer
  - Serial number
  - Firmware version
  - Package version
  - P/E cycles

### S.M.A.R.T.



- The iTracker S.M.A.R.T. page shows more details about the device's status and helps the user predict the remaining lifespan
- The write protection feature can also easily be enabled and disabled

### System Page



- The iTracker system page enables the user to easily check system information



### TCG Opal-compliant Software

The TCG-defined standard for self-encrypting drives (SEDs) emphasizes data security and ease of use. Innodisk's software conforms to this standard and can provide a simple and intuitive way to handle SED management. The software allows the user to easily define different ranges for different users—allowing for a system where data is shared on a strictly need-to-know basis.

Limits permissions toward self-encrypting drives, need correspondence to the relevant credentials or passwords for the different levels of functions

Set locking range allows setting up divided locking ranges for different authorizations

Device locking setting information

Pre-boot Authentication (PBA) is a process used to add a shadow Master Boot Record (MBR) region and implement the boot-up authorization procedure by entering the correct password

The revert function can be divided into two levels, which are representative of different reverting contents

### Advantages



#### User-friendly

Provides an intuitive user interface to the TCG Opal 2.0 specifications and SED management while supporting up to 5 devices simultaneously.

#### Multi-function

iOpal's data storage management features are designed to enhance data security and communication with the host system.



#### Wide compatibility:

iOpal is available in both Windows and Linux versions, ensuring wide compatibility.

#### Form Factor

3MG2-P with AES	2.5" SSD, M.2 (S42, S80), mSATA, SATA Slim
3SE2-P with AES	2.5" SSD, 1.8" SSD

### Supported OS List

Windows 7 / Windows 10 / Linux Ubuntu / Linux Fedora



## Innodisk Vision Intelligence Toolkit

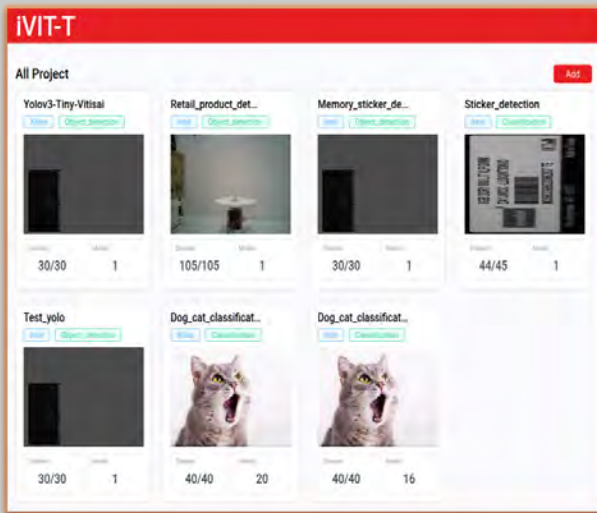
iVIT provides a deep learning environment with a "no-code" user experience to create a computer vision solution. It allows users to easily train and deploy any classification and object detection deep learning model on their own.



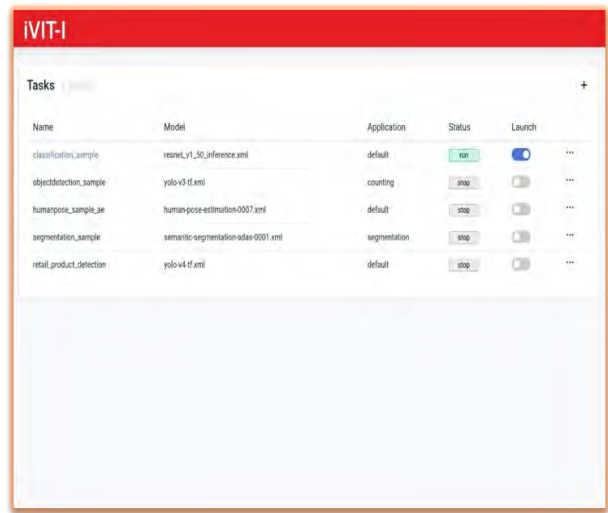
Easily train models by yourself



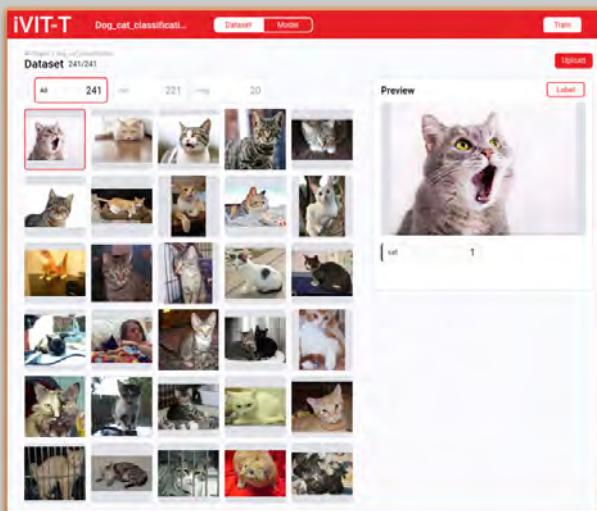
Easily deploy models by yourself



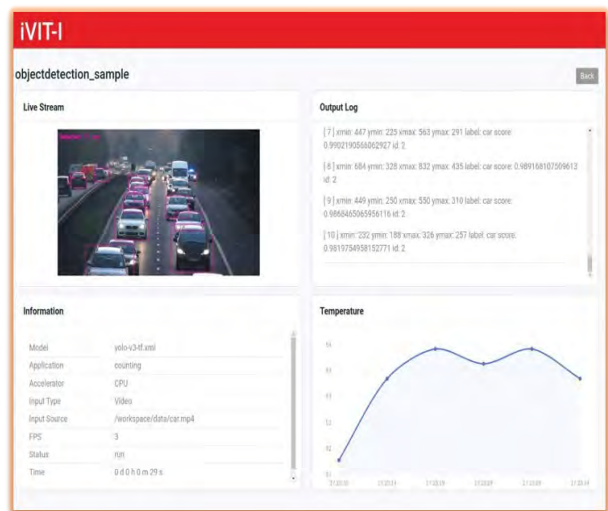
Model Management



AI Task Management



Dataset and Image Labeling



Inference result and information

## DRAM Modules

Innodisk's industrial-grade DRAM series features high-quality memory modules that have been specifically designed and developed for industrial computers and similar applications. Our specialized SPD team is ready to provide system designers with a complete turn-key solution for any engineering requirements.

Innodisk's DRAM modules are categorized to meet various systems' needs, and supports DDR5, DDR4, DDR3, DDR2, DDR, and SDRAM. Our DRAM modules are available in four product lines: Embedded, Server, Wide Temperature, and Special Customized.

Innodisk's comprehensive range of DRAM modules includes: Unbuffered DIMM, Unbuffered SODIMM, Unbuffered ECC DIMM, Unbuffered ECC SODIMM, Mini DIMM, and registered DIMM, Mini DIMM, VLP DIMM and ULP DIMM with three added-value selections: side fill, conformal coating, and heat spreader.

# Product Line

DRAM Module		Long DIMM			SODIMM				Mini DIMM		
Function	I/F	Standard	VLP	ULP	Standard	VLP	ULP	XR-DIMM	Standard	VLP	ULP
Unbuffered	SDRAM				0.1 0.2 0.5						
	DDR1	0.5 1			0.2 0.5 1						
	DDR2	1 2 4	1 2		0.5 1 2 4						
	DDR3	2 4 8	2 4 8		1 2 4 8	2 4 8		4 8			
	DDR4	2 4 8 16 32	4 8 16 32		2 4 8 16 32	4 8					
	DDR5	8 16 32		16 32	8 16 32						
ECC	DDR2	1 2									
	DDR3	2 4 8	2 4 8		2 4 8	2 4	2 4				2 4
	DDR4	4 8 16 32	4 8 16 32		4 8 16 32	4 8		8 16		4 8 16	
	DDR5	16 32	16 32		16 32						
Register	DDR3	2 4 8	4 8						8	2 4	
	DDR4	4 8 16 32	4 8 16 32		8 16					4 8	
	DDR5	16 32									










Red text means that *Wide Temperature* is included.

# Product Overview - Added Values

▲: Optional

			Wide Temperature	Free Anti-sulfuration	30µ" Gold Finger	Heat Spreader	Mounting Holes	Connector	iRAM	iSMART / iCAP	Conformal Coating	Side Fill
Embedded	DDR1	UDIMM				▲				▲	▲	▲
		SODIMM				▲				▲	▲	▲
	DDR2	UDIMM				▲				▲	▲	▲
		UDIMM VLP	●			▲				▲	▲	▲
	DDR3	SODIMM	●			▲				▲	▲	▲
		UDIMM	●			▲				▲	▲	▲
		UDIMM VLP				▲				▲	▲	▲
		SODIMM	●			▲				▲	▲	▲
	DDR4	SODIMM VLP				▲				▲	▲	▲
		UDIMM	●	●		▲				▲	▲	▲
		UDIMM VLP	●	●		▲				▲	▲	▲
		SODIMM	●	●		▲				▲	▲	▲
	DDR5	SODIMM VLP		●		▲				▲	▲	▲
		UDIMM	●	●	●	▲				▲	▲	▲
		UDIMM ULP		●	●	▲				▲	▲	▲
Server	DDR2	SODIMM	●	●	●	▲				▲	▲	▲
		ECC UDIMM	●		●	▲			●	▲	▲	▲
	DDR3	ECC UDIMM VLP			●	▲			●	▲	▲	▲
		ECC SODIMM	●		●	▲			●	▲	▲	▲
		ECC SODIMM VLP			●	▲			●	▲	▲	▲
		RDIMM			●	▲			●	▲	▲	▲
		RDIMM VLP			●	▲			●	▲	▲	▲
		Mini RDIMM			●	▲			●	▲	▲	▲
		Mini RDIMM VLP			●	▲			●	▲	▲	▲
		Mini ECC ULP			●	▲			●	▲	▲	▲
	DDR4	ECC UDIMM	●	●	●	▲			●	▲	▲	▲
		ECC UDIMM VLP		●	●	▲			●	▲	▲	▲
		ECC SODIMM	●	●	●	▲			●	▲	▲	▲
		ECC SODIMM VLP		●	●	▲			●	▲	▲	▲
		RDIMM	●	●	●	▲			●	▲	▲	▲
RDIMM VLP		●	●	●	▲			●	▲	▲	▲	
SODIMM			●	●	▲			●	▲	▲	▲	
Mini ECC VLP			●	●	▲			●	▲	▲	▲	
Mini RDIMM VLP		●	●	▲			●	▲	▲	▲		
DDR5	ECC UDIMM	●	●	●	▲			●	▲	▲	▲	
	ECC UDIMM VLP		●	●	▲			●	▲	▲	▲	
	ECC SODIMM	●	●	●	▲			●	▲	▲	▲	
	RDIMM	●	●	●	▲			●	▲	▲	▲	
Customization	DDR3	XR-DIMM	▲				●	●		▲		▲
		ECC XR-DIMM	▲				●	●	●	▲		▲
	DDR4	ECC XR-DIMM	▲	●			●	●	●	▲		▲

# Product Overview - Applications


			Gaming	Medical	Retail	Automation	Surveillance	Networking	In-vehicle	Digital Signage	Aerospace	
												
Embedded	DDR1	UDIMM										
		SODIMM	●			●	●	●	●	●		
	DDR2	UDIMM		●	●	●			●	●		
		UDIMM VLP		●			●					
	DDR3	SODIMM	●		●	●	●		●	●		
		UDIMM	●	●	●	●		●	●	●		
		UDIMM VLP					●					
		SODIMM VLP					●	●				
	DDR4	UDIMM	●	●	●	●	●	●	●	●		●
		UDIMM VLP		●			●	●	●			
		SODIMM	●	●	●	●	●	●	●	●	●	●
	DDR5	SODIMM VLP		●			●					●
		UDIMM	●	●		●	●	●	●	●		●
		UDIMM VLP		●			●		●			●
Server	DDR2	ECC UDIMM		●			●	●				
		SODIMM		●			●	●	●			
	DDR3	ECC UDIMM VLP					●					
		ECC SODIMM		●			●	●	●			
		ECC SODIMM VLP					●					
		RDIMM		●				●	●		●	
		RDIMM VLP					●	●			●	
		Mini RDIMM		●								
	DDR4	Mini RDIMM VLP					●					
		Mini ECC VLP					●					
		ECC UDIMM	●	●			●	●				
		ECC UDIMM VLP		●			●	●				
		ECC SODIMM		●				●	●	●		
		ECC SODIMM VLP		●			●		●			
		RDIMM		●		●		●				
		RDIMM VLP					●	●				
	DDR5	SORDIMM										
		Mini RDIMM VLP					●					
ECC UDIMM		●			●		●					
ECC UDIMM VLP			●			●	●					
Wide Temperature	DDR2	ECC SODIMM						●	●			
		RDIMM						●				
	DDR3	UDIMM	●	●		●			●	●	●	
		ECC UDIMM	●	●			●		●	●	●	
	DDR4	ECC SODIMM	●	●			●				●	
		UDIMM		●				●	●	●		
		UDIMM VLP					●					
		ECC UDIMM		●			●					
		ECC UDIMM VLP										
		SODIMM	●	●		●		●	●	●	●	
DDR5	ECC SODIMM	●	●			●				●		
	RDIMM		●			●						
	RDIMM VLP					●		●				
	UDIMM				●		●					
Customization	DDR3	SODIMM										
		ECC XR-DIMM							●		●	
	DDR4	ECC XR-DIMM							●		●	

# IC Grade

## IC Hierarchy

<b>Original IC</b>	<b>Original IC (Innodisk)</b> - Fully tested by major IC suppliers
<b>eTT</b>	<b>Effectively Tested DRAM</b> - Effectively tested but test patterns can vary by suppliers - Logo unmarked or only marked with partial IC part number
<b>uTT</b>	<b>Untested DRAM</b> - Untested - Logo unmarked
<b>Low Grade</b>	<b>Low Grade</b> - DRAM IC with unknown quality confirmed as not having parts with full data sheets

## Distinguishing Original from Lower-grade IC



## Why do we only use "Original IC?"

### 1. Top Quality

Since Innodisk primarily operates in industrial markets where applications face significant environmental challenges, Innodisk products are required to be long-lasting and meet stringent quality requirements—which in turn necessitates the highest-quality components, and IC is no exception.

While the higher quality of original IC is a primary consideration, Innodisk also uses original IC for the international expertise and experience provided by the IC manufacturer. Together with the IC manufacturer, Innodisk can offer the most thorough guarantee, ensuring that customers are equipped to face any challenges in their way.

Further, only high-quality original ICs satisfy the strict requirements posed by applications in the growing 5G and AIoT markets. With heavy workloads and a need for high-performance components, such applications in the embedded and industrial markets only live up to their full potential with original IC.

### 2. Original Manufacturer Report

Any device operating under long periods of time will be susceptible to breakdowns and damage. The original manufacturer can not only help recycle faulty products and repair damaged ICs, but also provides a complete repair report. This will allow the customer to better understand the reason behind the malfunction and take the necessary steps to avoid future occurrences. However, the original manufacturer will not acknowledge lower-grade ICs (as these are third-party products) and will neither provide any repair reports.

# Embedded

## Embedded UDIMM

UDIMM modules are DRAM modules meant to be used as standard products for general embedded applications. These modules are compliant with JEDEC standards and available in DDR1, DDR2, DDR3, DDR3L, DDR4 and DDR5.



Series	Standard Solution		
Module Type	DDR5 UDIMM	DDR4 UDIMM	DDR3 UDIMM
Data Rate	4800 MT/s, 5600 MT/s	2133 MT/s, 2400 MT/s, 2666 MT/s, 2933 MT/s, 3200 MT/s	1066 MT/s, 1333 MT/s, 1600 MT/s, 1866 MT/s
Capacity	8GB/16GB/32GB	2GB/4GB/8GB/16GB/32GB	2GB/4GB/8GB
Function	Non-ECC Unbuffered Memory		
Number of Pins	288pin	288pin	240pin
Width	64Bits	64Bits	64Bits
Voltage	1.1V	1.2V	1.5V/1.35V
PCB Height	1.23 Inches	1.23 Inches	1.18 Inches
Operating Temperature	0~95°C(Tc)	0~85°C	0~85°C
30µ" Gold Finger	√	—	—
Anti-sulfuration	√ (Included for Free)	√ (Included for Free)	—
Value-added Service (Optional)	Conformal Coating, Side Fill, Heat Spreader		



Series	Standard Solution	
Module Type	DDR2 UDIMM	DDR UDIMM
Data Rate	533 MT/s, 667 MT/s, 800 MT/s	333 MT/s, 400 MT/s
Capacity	1GB/2GB/4GB	512MB/1GB
Function	Non-ECC Unbuffered Memory	
Number of Pins	240pin	184pin
Width	64Bits	64Bits
Voltage	1.8V	2.6V
PCB Height	1.18 Inches	1.16 Inches
Operating Temperature	0~85°C	0~70°C
30µ" Gold Finger	—	—
Anti-sulfuration	—	—
Value-added Service (Optional)	Conformal Coating, Side Fill, Heat Spreader	

## Embedded SODIMM

Small-outline DIMMs (SODIMM) modules are general DRAM modules meant to be used as standard products for embedded applications with limited space. These modules are compliant with JEDEC standards and help in eliminating the need for changing designs due to limited space.



Series	Standard Solution		
Module Type	DDR5 SODIMM	DDR4 SODIMM	DDR3 SODIMM
Data Rate	4800 MT/s, 5600 MT/s	2133 MT/s, 2400 MT/s, 2666 MT/s, 2933 MT/s, 3200 MT/s	1066 MT/s, 1333 MT/s, 1600 MT/s, 1866 MT/s
Capacity	8GB/16GB/32GB	2GB/4GB/8GB/16GB/32GB	1GB/2GB/4GB/8GB
Function	Non-ECC Unbuffered Memory		
Number of Pins	262pin	260pin	204pin
Width	64Bits	64Bits	64Bits
Voltage	1.1V	1.2V	1.5V/1.35V
PCB Height	1.18 Inches	1.18 Inches	1.18 Inches
Operating Temperature	0~95°C(Tc)	0~85°C	0~85°C
30µ" Gold Finger	√	—	—
Anti-sulfuration	√ (Included for Free)	√ (Included for Free)	—
Value-added Service (Optional)	Conformal Coating, Side Fill, Heat Spreader		



Series	Standard Solution		
Module Type	DDR2 SODIMM	DDR SODIMM	SDRAM SODIMM
Data Rate	533 MT/s, 667 MT/s, 800 MT/s	333 MT/s, 400 MT/s	100 MT/s, 133 MT/s
Capacity	512MB/1GB/2GB/4GB	256MB/512MB/1GB	128MB/256MB/512MB
Function	Non-ECC Unbuffered Memory		
Number of Pins	200pin	200pin	144pin
Width	64Bits	64Bits	64Bits
Voltage	1.8V	2.6V	3.3V
PCB Height	1.18 Inches	1.25 Inches	1.25 Inches
Operating Temperature	0~85°C	0~70°C	0~70°C
30µ" Gold Finger	—	—	—
Anti-sulfuration	—	—	—
Value-added Service (Optional)	Conformal Coating, Side Fill, Heat Spreader		



# Server

## Registered DIMM

Registered DIMM (RDIMM) modules are designed to ensure data integrity at both the device and system level of the server. In addition, all Innodisk RDIMM modules are tested using our exclusive iRAM testing software to ensure stable performance.



Series	Server Solution		
Module Type	DDR5 RDIMM	DDR4 RDIMM	DDR3 RDIMM
Data Rate	4800MT/s	2133 MT/s, 2400 MT/s, 2666 MT/s, 2933MT/s, 3200MT/s	1066 MT/s, 1333 MT/s, 1600 MT/s, 1866 MT/s
Capacity	16GB/32GB	4GB/8GB/16GB/32GB	2GB/4GB/8GB
Function	Registered Memory with ECC		
Number of Pins	288pin	288pin	240pin
Width	80bits	72Bits	72Bits
Voltage	1.1V	1.2V	1.5V/1.35V
PCB Height	1.23 Inches	1.23 Inches	1.18 Inches
Operating Temperature	0~95°C(Tc)	0~85°C	0~85°C
30μ" Gold Finger	√	√	√
Anti-sulfuration	√ (Included for Free)		—

## Wide Temperature

### Wide Temperature Unbuffered DIMM

Designed for industrial systems, Innodisk's Wide Temperature DRAM modules are the best choice for applications operating in harsh conditions. Our wide temperature modules use industrial-grade SDRAM components with 30μ" gold fingers to ensure that the memory maintains its high-quality signal, even at temperatures as low as -40°C or as high as 95°C(Tc).



Series	Wide Temperature Solution	
Module Type	DDR5 WT UDIMM	DDR5 WT SODIMM
Data Rate	4800 MT/s, 5600 MT/s	4800 MT/s, 5600 MT/s
Capacity	8GB/16GB/32GB	8GB/16GB/32GB
Function	Non-ECC Unbuffered Memory	
Number of Pins	288pin	262pin
Width	64Bits	64Bits
Voltage	1.1V	1.1V
PCB Height	1.23 Inches	1.18 Inches
Operating Temperature	-40~95°C(Tc)	-40~95°C(Tc)
30μ" Gold Finger	√	√
Anti-sulfuration	√ (Included for Free)	√ (Included for Free)
Value-added Service (Optional)	Conformal Coating, Side Fill, Heat Spreader	



Series	Wide Temperature Solution		
Module Type	DDR4 WT UDIMM	DDR4 WT UDIMM VLP	DDR4 WT SODIMM
Data Rate	2133 MT/s, 2400 MT/s, 2666 MT/s, 2933MT/s, 3200MT/s	2133 MT/s, 2400 MT/s, 2666MT/s, 2933MT/s, 3200MT/s	2133 MT/s, 2400 MT/s, 2666 MT/s, 2933MT/s, 3200MT/s
Capacity	4GB/8GB/16GB/32GB	8GB/16GB//32GB(sorting WT) 32GB is only for 2666 MT/s	4GB/8GB/16GB/32GB
Function	Non-ECC Unbuffered Memory		
Number of Pins	288pin	288pin	260pin
Width	64Bits	64Bits	64Bits
Voltage	1.2V	1.2V	1.2V
PCB Height	1.23 Inches	0.738 Inches	1.18 Inches
Operating Temperature	-40~85°C	-40~85°C	-40~85°C
30μ" Gold Finger	√	√	√
Anti-sulfuration	√ (Included for Free)	√ (Included for Free)	√ (Included for Free)
Value-added Service (Optional)	Conformal Coating, Side Fill, Heat Spreader		



Series	Wide Temperature Solution		
Module Type	DDR3 WT UDIMM	DDR3 WT SODIMM	DDR2 WT SODIMM
Data Rate	1066 MT/s, 1333 MT/s, 1600 MT/s, 1866 MT/s	1066 MT/s, 1333 MT/s, 1600 MT/s, 1866 MT/s	533 MT/s, 667 MT/s, 800 MT/s
Capacity	2GB/4GB/8GB	2GB/4GB/8GB	1GB/2GB
Function	Non-ECC Unbuffered Memory		
Number of Pins	240pin	204pin	200pin
Width	64Bits	64Bits	64Bits
Voltage	1.5V/1.35V	1.5V/1.35V	1.8V
PCB Height	1.18 Inches	1.18 Inches	1.18 Inches
Operating Temperature	-40~85°C	-40~85°C	-40~85°C
30μ" Gold Finger	√	√	√
Anti-sulfuration	—	—	—
Value-added Service (Optional)	Conformal Coating, Side Fill, Heat Spreader		

## Wide Temperature Unbuffered DIMM with ECC

Wide Temperature ECC DIMMs are designed for both industrial systems and servers, Innodisk's Wide Temperature DRAM modules are best suited for applications that must work in extreme temperatures. With the ECC function, the Wide Temperature DIMMs also ensure that data is corrected when corrupted data bits are found during data retrieval.



Series	Wide Temperature Solution	
Module Type	DDR5 WT ECC UDIMM	DDR5 WT ECC SODIMM
Data Rate	4800MT/s	4800MT/s
Capacity	16GB/32GB	16GB/32GB
Function	ECC Unbuffered Memory	
Number of Pins	288pin	262pin
Width	72bits	72bits
Voltage	1.1V	1.1V
PCB Height	1.23 Inches	1.18 Inches
Operating Temperature	-40~95°C(Tc)	-40~95°C(Tc)
30μ" Gold Finger	√	√
Anti-sulfuration	√ (Included for Free)	√ (Included for Free)
Value-added Service (Optional)	Conformal Coating, Side Fill, Heat Spreader	



Series	Wide Temperature Solution			
Module Type	DDR4 WT ECC UDIMM	DDR4 WT ECC SODIMM	DDR3 WT ECC UDIMM	DDR3 WT ECC SODIMM
Data Rate	2133 MT/s, 2400 MT/s, 2666 MT/s, 2933MT/s, 3200MT/s	2133 MT/s, 2400 MT/s, 2666 MT/s, 2933MT/s, 3200MT/s	1066 MT/s, 1333 MT/s, 1600 MT/s, 1866 MT/s	1066 MT/s, 1333 MT/s, 1600 MT/s, 1866 MT/s
Capacity	4GB/8GB/16GB/32GB	4GB/8GB/16GB/32GB	2GB/4GB/8GB	2GB/4GB/8GB
Function	ECC Unbuffered Memory			
Number of Pins	288pin	260pin	240pin	204pin
Width	72Bits	72Bits	72Bits	72Bits
Voltage	1.2V	1.2V	1.5V/1.35V	1.5V/1.35V
PCB Height	1.23 Inches	1.18 Inches	1.18 Inches	1.18 Inches
Operating Temperature	-40-85°C	-40-85°C	-40-85°C	-40-85°C
30μ" Gold Finger	✓	✓	✓	✓
Anti-sulfuration	✓ (Included for Free)	✓ (Included for Free)	—	—
Value-added Service (Optional)	Conformal Coating, Side Fill, Heat Spreader			

## Ultra Temperature SODIMM

Our new DDR4 Ultra Temperature solution, modules are designed to operate in temperatures from -40°C to 125°C, and free upgrade to 45μ" gold finger with Side Fill.



Series	Wide Temperature Solution	
Module Type	DDR4 WT SODIMM	DDR4 WT ECC SODIMM
Data Rate	2133 MT/s, 2400 MT/s, 2666 MT/s, 2933MT/s, 3200MT/s	2133 MT/s, 2400 MT/s, 2666 MT/s, 2933MT/s, 3200MT/s
Capacity	16GB/32GB	16GB/32GB
Function	Non-ECC Unbuffered Memory	ECC Unbuffered Memory
Number of Pins	260pin	260pin
Width	64Bits	72Bits
Voltage	1.2V	1.2V
PCB Height	1.18 Inches	1.18 Inches
Operating Temperature	-40-125°C	-40-125°C
30μ" Gold Finger	✓ (upgrade to 45μ")	
Anti-sulfuration	✓ (Included for Free with Side Fill)	
Value-added Service (Optional)	Conformal Coating, Heat Spreader	

## Wide Temperature Registered DIMM

Designed for industrial systems, Innodisk's Wide Temperature DRAM modules are best suited for applications that must work in extreme temperatures. These modules use industrial-grade SDRAM components with 30μ" gold fingers to ensure that the memory maintains its high-quality signal, even at temperatures as low as -40°C or as high as 95°C(Tc).



Series	Wide Temperature Solution
Module Type	DDR5 WT RDIMM
Data Rate	4800MT/s
Capacity	16GB/32GB
Function	Registered Memory with ECC
Number of Pins	288pin
Width	80Bits
Voltage	1.1V
PCB Height	1.23 Inches
Operating Temperature	-40~95°C(Tc)
30μ" Gold Finger	✓
Anti-sulfuration	✓ (Included for Free)
Value-added Service (Optional)	Conformal Coating, Side Fill, Heat Spreader



Series	Wide Temperature Solution	
Module Type	DDR4 WT RDIMM	DDR4 WT RDIMM VLP
Data Rate	2133 MT/s, 2400 MT/s, 2666 MT/s, 2933MT/s, 3200MT/s	2133 MT/s, 2400 MT/s, 2666 MT/s, 2933MT/s, 3200MT/s
Capacity	4GB/8GB/16GB/32GB	4GB/8GB/16GB 4GB* is only for 2133MT/s and 2400MT/s
Function	Registered Memory with ECC	
Number of Pins	288pin	288pin
Width	72Bits	72Bits
Voltage	1.2V	1.2V
PCB Height	1.23 Inches	0.738 Inches
Operating Temperature	-40~85°C	-40~85°C
30µ" Gold Finger	✓	✓
Anti-sulfuration	✓ (Included for Free)	✓ (Included for Free)
Value-added Service (Optional)	Conformal Coating, Side Fill	

## ECC DIMM

ECC modules are designed to detect and correct single-bit errors (DDR5 allows double-bit) that occur during data storage and transmission. ECC modules use Hamming code or triple modular redundancy for error detection and correction, and manage error corrections on their own without requesting that the data source resend original data.



Series	ECC Unbuffered DIMM Solution	
Module Type	DDR5 ECC UDIMM	DDR5 ECC SODIMM
Data Rate	4800 MT/s	4800 MT/s
Capacity	16GB/32GB	16GB/32GB
Function	ECC Unbuffered Memory	
Number of Pins	288pin	262pin
Width	72Bits	72Bits
Voltage	1.1V	1.1V
PCB Height	1.23 Inches	1.18 Inches
Operating Temperature	0~95°C(Tc)	0~85°C
30µ" Gold Finger	✓	✓
Anti-sulfuration	✓ (Included for Free)	✓ (Included for Free)
Value-added Service (Optional)	Conformal Coating, Side Fill, Heat Spreader	



Series	ECC Unbuffered DIMM Solution	
Module Type	DDR4 ECC UDIMM	DDR4 ECC SODIMM
Data Rate	2133 MT/s, 2400 MT/s, 2666 MT/s, 2933MT/s, 3200MT/s	2133 MT/s, 2400 MT/s, 2666 MT/s, 2933MT/s, 3200MT/s
Capacity	4GB/8GB/16GB/32GB	4GB/8GB/16GB/32GB
Function	ECC Unbuffered Memory	
Number of Pins	288pin	260pin
Width	72Bits	72Bits
Voltage	1.2V	1.2V
PCB Height	1.23 Inches	1.18 Inches
Operating Temperature	0~85°C	0~85°C
30µ" Gold Finger	✓	✓
Anti-sulfuration	✓ (Included for Free)	✓ (Included for Free)
Value-added Service (Optional)	Conformal Coating, Side Fill, Heat Spreader	



Series	ECC Unbuffered DIMM Solution		
Module Type	DDR3 ECC UDIMM	DDR3 ECC SODIMM	DDR2 ECC UDIMM
Data Rate	1066 MT/s, 1333 MT/s, 1600 MT/s, 1866 MT/s	1066 MT/s, 1333 MT/s, 1600 MT/s, 1866 MT/s	667 MT/s, 800 MT/s
Capacity	2GB/4GB/8GB	2GB/4GB/8GB	1GB/2GB
Function	ECC Unbuffered Memory		
Number of Pins	240pin	204pin	204pin
Width	72Bits	72Bits	72Bits
Voltage	1.5V/1.35V	1.5V/1.35V	1.8V
PCB Height	1.18 Inches	1.18 Inches	1.18 Inches
Operating Temperature	0-85°C	0-85°C	0-85°C
30μ" Gold Finger	✓	✓	✓
Anti-sulfuration	—	—	—
Value-added Service (Optional)	Conformal Coating, Side Fill, Heat Spreader		

## Very Low-Profile (VLP) DIMM and Ultra Low-Profile (ULP) DIMM

**Very Low-Profile (VLP) DIMM** modules and **Ultra Low-Profile (ULP) DIMM** modules are specialized for use in 1U systems, such as blade server data centers, where the system height is lower than 1.18 inches (SODIMM PCB height). The design of these modules improves air flow inside compact systems and reduces the thermal impact.




Series	Very Low-Profile (VLP) Solution		
Module Type	DDR5 ECC UDIMM VLP	DDR4 UDIMM VLP	DDR4 ECC UDIMM VLP
Data Rate	4800MT/s	2133 MT/s, 2400 MT/s, 2666 MT/s, 2933 MT/s, 3200 MT/s	2133 MT/s, 2400 MT/s, 2666 MT/s, 2933 MT/s, 3200 MT/s
Capacity	16GB/32GB	4GB/8GB/16GB/32GB	4GB/8GB/16GB/32GB
Function	ECC Unbuffered Memory	Non-ECC Unbuffered Memory	ECC Unbuffered Memory
Number of Pins	288pin	288pin	288pin
Width	72Bits	64Bits	72Bits
Voltage	1.1V	1.2V	1.2V
PCB Height	0.738 Inches	0.738 Inches	0.738 Inches
Operating Temperature	0~95°C(Tc)	0-85°C	0-85°C
30μ" Gold Finger	✓	—	✓
Anti-sulfuration	✓ (Included for Free)	✓ (Included for Free)	✓ (Included for Free)
Value-added Service (Optional)	Conformal Coating, Side Fill, Heat Spreader		



Series	Very Low-Profile (VLP) Solution		
Module Type	DDR4 SODIMM VLP	DDR4 ECC SODIMM VLP	DDR4 RDIMM VLP
Data Rate	2133 MT/s, 2400 MT/s, 2666 MT/s, 2933 MT/s, 3200 MT/s	2133 MT/s, 2400 MT/s, 2666 MT/s, 2933 MT/s, 3200 MT/s	2133 MT/s, 2400 MT/s, 2666 MT/s, 2933MT/s, 3200MT/s
Capacity	4GB/8GB	4GB/8GB	4GB/8GB/16GB/32GB
Function	Non-ECC Unbuffered Memory	ECC Unbuffered Memory	Registered Memory with ECC
Number of Pins	260pin	260pin	288pin
Width	64Bits	72Bits	72Bits
Voltage	1.2V	1.2V	1.2V
PCB Height	0.7 Inches	0.7 Inches	0.738 Inches
Operating Temperature	0-85°C	0-85°C	0-85°C
30μ" Gold Finger	—	✓	✓
Anti-sulfuration	✓ (Included for Free)	✓ (Included for Free)	✓ (Included for Free)
Value-added Service (Optional)	Conformal Coating, Side Fill, Heat Spreader		



Series	Very Low-Profile (VLP) Solution		
Module Type	DDR3 UDIMM VLP	DDR3 ECC UDIMM VLP	DDR3 SODIMM VLP
Data Rate	1066 MT/s, 1333 MT/s, 1600 MT/s, 1866 MT/s	1333 MT/s, 1600 MT/s, 1866 MT/s	1333 MT/s, 1600 MT/s, 1866 MT/s
Capacity	2GB/4GB/8GB	2GB/4GB/8GB	2GB/4GB/ 8GB
Function	Non-ECC Unbuffered Memory	ECC Unbuffered Memory	Non-ECC Unbuffered Memory
Number of Pins	240pin	240pin	204pin
Width	64Bits	72Bits	64Bits
Voltage	1.5V/1.35V	1.5V/1.35V	1.5V/1.35V
PCB Height	0.738 Inches	0.738 Inches	1.0 Inches
Operating Temperature	0-85°C	0-85°C	0-85°C
30μ" Gold Finger	—	√	—
Anti-sulfuration	—	—	—
Value-added Service (Optional)	Conformal Coating, Side Fill, Heat Spreader		



Series	Ultra Low-Profile (ULP) Solution	Very Low-Profile (VLP) Solution	
Module Type	DDR5 UDIMM ULP	DDR3 ECC SODIMM ULP	DDR3 RDIMM VLP
Data Rate	4800MT/s	1333 MT/s, 1600 MT/s	1333 MT/s, 1600 MT/s, 1866 MT/s
Capacity	16GB/32GB	2GB/4GB	4GB/8GB
Function	Non-ECC Unbuffered Memory	ECC Unbuffered Memory	Registered Memory with ECC
Number of Pins	288pin	204pin	240pin
Width	64Bits	72Bits	72Bits
Voltage	1.1V	1.5V/1.35V	1.5V/1.35V
PCB Height	0.7 Inches	0.709 Inches	0.738 Inches
Operating Temperature	0~95°C(Tc)	0-85°C	0-85°C
30μ" Gold Finger	√	√	√
Anti-sulfuration	√ (Included for Free)	—	—
Value-added Service (Optional)	Conformal Coating, Side Fill, Heat Spreader		

## Mini DIMM

All Mini DIMMs offer high speed, high density, high performance for telecommunication and cloud systems. The 0.72 inch ULP Mini DIMM modules are specifically designed for networking applications. They are compliant with JEDEC standards and are designed to improve airflow and thermal resistance. With the ECC function, the Mini DIMMs also ensure that data is corrected when corrupted data bits are found during data retrieval.



Series	Mini DIMM Solution	
Module Type	DDR4 Mini DIMM ECC VLP	DDR4 Mini RDIMM VLP
Data Rate	2400 MT/s, 2666 MT/s	
Capacity	4GB/8GB/16GB/32GB	4GB/8GB/16GB
Function	ECC Unbuffered Memory	Registered Memory with ECC
Number of Pins	288pin	
Width	72Bits	
Voltage	1.2V	1.2V
PCB Height	0.738 Inches	0.738 Inches
Operating Temperature	0-85°C	0-85°C
30μ" Gold Finger	√	√
Anti-sulfuration	√ (Included for Free)	√ (Included for Free)
Value-added Service (Optional)	Conformal Coating, Side Fill, Heat Spreader (only for Mini DIMM & VLP)	



Series	Mini DIMM Solution		
Module Type	DDR3 Mini DIMM ECC ULP	DDR3 Mini RDIMM	DDR3 Mini RDIMM VLP
Data Rate	1600 MT/s		
Capacity	2GB/4GB	8GB	2GB/4GB
Function	ECC Unbuffered Memory	Registered Memory with ECC	Registered Memory with ECC
Number of Pins	244pin		
Width	72Bits		
Voltage	1.5V/1.35V	1.5V/1.35V	1.5V/1.35V
PCB Height	0.7 Inches	1.18 Inches	0.738 Inches
Operating Temperature	0-85°C	0-85°C	0-85°C
30µ" Gold Finger	✓	✓	✓
Anti-sulfuration	—	—	—
Value-added Service (Optional)	Conformal Coating, Side Fill, Heat Spreader (only for Mini DIMM & VLP)		

## Special / Customized

### XR-DIMM

In order to meet the high standards of the aerospace industry, our XR-DIMM comes equipped with several advantages which will satisfy your expectations for robust DRAM modules. We offer two densities of DDR4 XR-DIMM, 8GB & 16GB, both with an integrated error checking and correction function. With their 300-pin socket connectors, Innodisk's XR-DIMM modules exceed the Small Form Factor Special Interest Group's (SFF-SIG) pin number standard, ensuring an even firmer connection between the CPU and DRAM module. This customized design makes Innodisk's XR-DIMM modules highly resistant to shocks and vibrations, making them a great choice for reliable performance in the aerospace industry.



Series	XR-DIMM Solutions			
Module Type	DDR4 XR-DIMM		DDR3 XR-DIMM	
Data Rate	2400 MT/s, 2666 MT/s		1600MT/s, 1866 MT/s	
Capacity	8GB/16GB		4GB/8GB	
Function	ECC Unbuffered Memory	Non-ECC Unbuffered Memory	ECC Unbuffered Memory	Non-ECC Unbuffered Memory
Number of Pins	300pin		300pin	
Width	72Bits	64Bits	72Bits	64Bits
Voltage	1.2V		1.5V/1.35V	
PCB Height	1.18 Inches		1.49 Inches	
Anti-sulfuration	✓ (Included for Free)		—	
Mounting Hole	2		2	
Value-added Service (Optional)	Side Fill			
Operating Temperature	Commercial 0-85°C		Wide Temperature -40-85°C	

### Rugged SODIMM

Innodisk's rugged wide-temperature SODIMM modules are designed to continue operating at an optimal level even in extreme temperature conditions. With two mounting holes to ensure a shock and vibration-resistant connection to the motherboard, as well as error checking and correcting (ECC) functions, these SODIMM modules are the ideal choice for applications in extreme environments.

By using a standard SODIMM connector, these rugged wide-temperature DRAM modules can be used on regular motherboards without requiring any modifications to the board or its connectors. Moreover, with customizable PCB height, Innodisk's rugged wide-temperature SODIMM modules can guarantee a perfect fit in any application and environment.



Series	Rugged SODIMM Solutions	
Module Type	DDR4 Rugged SODIMM	
Data Rate	2133MT/s, 2400MT/s, 2666MT/s	
Capacity	8GB/16GB/32GB(32GB is only for ECC)	
Function	Non-ECC/ECC	
Number of Pins	260 pin	
Width	72Bits	
Voltage	1.2V	
PCB Height	1.338 Inches	
Anti-sulfuration	✓ (Included for Free)	
Value-added Service (Optional)	Side Fill, Heat Spreader	
Operating Temperature	Commercial 0-85°C	Wide Temperature -40-85°C

## Embedded Peripherals

Embedded peripherals provide LAN, PoE, CAN bus, serial port, storage, RAID, and display functionality to embedded systems, as well as camera modules and FPGA solutions. In order to enrich industrial customers' embedded solutions with flexibility at the lowest Total Cost of Ownership (TCO), Innodisk is dedicated to creating expandable, space-efficient expansion modules. Innodisk is experienced with the most common interfaces, including PCIe, USB, and SATA, and is able to provide the aforementioned functionalities in a wide range of space-saving form factors. Just like Innodisk's well-regarded memory solutions, our Standard PCIe, mPCIe, 2.5", and M.2 (NGFF) modules fit perfectly into any industrial system.

In terms of cameras, Innodisk's recently launched modules play an important role in various vision applications, from retail and transportation to embedded vision. Innodisk provides camera hardware and software design capabilities to fulfill your specific vision tasks. Camera design can be complex, as the combination of sensors, lenses, and ISP is not easy for everyone. However, Innodisk's camera team is sophisticated in hardware and software engineering. Therefore, users do not need to worry about image quality and can focus on their own system integration matters.

On the AI front, Innodisk's FPGA edge solution leverages the K26 SOM and provides up to 1.4TOPS of AI processing power. With Innodisk's carrier board and system design, it is ready for the enhanced acceleration of vision AI applications.



# Innodisk Efficient Modular Expansion

When it comes to motherboards, adding additional input/output ports will often require costly re-design. Innodisk can offer solutions that allow for easily implemented expansions on already existing motherboards, helping the system integrator avoid unnecessary time and expenses required by a re-design. In other words, using a standard motherboard as a basis, Innodisk can assist you in creating various products according to different specifications.

Traditional scenario : standard motherboard with different fixed I/O



Innodisk solution: standard motherboard with Innodisk Efficient Modular Expansion

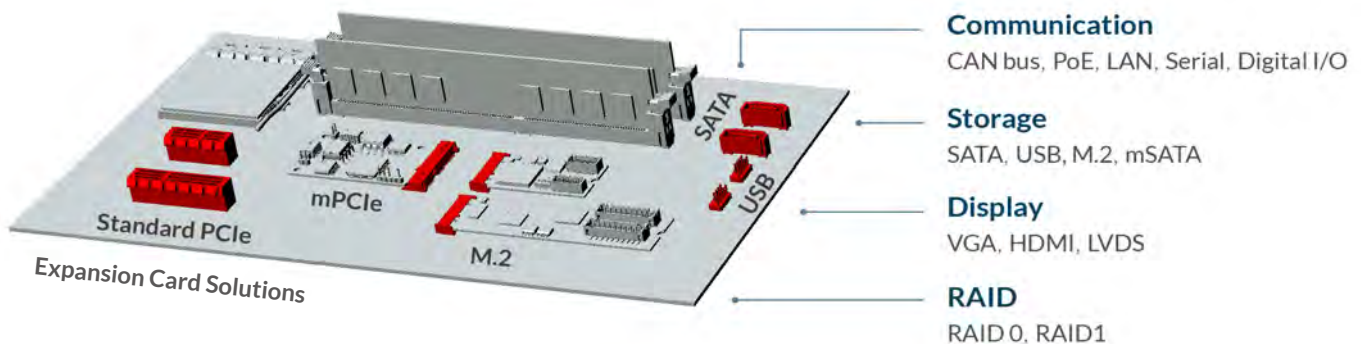


## Benefits

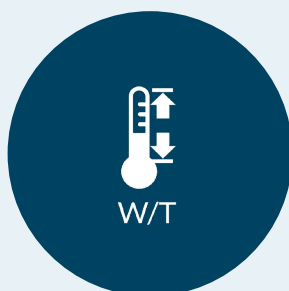
1. One motherboard layout for multiple products
2. Efficient sharing of components
3. Accelerates the process of bringing new products to market
4. Significantly reduces development costs

# Product Categories and I/O Descriptions

Through expansion slots such as PCIe, M.2, mPCIe, SATA and USB pin header, Innodisk modules can easily expand to various I/O devices.



## Industrial design



Industrial temperature (-40 °C to 85 °C)



Up to ESD contact 8KV and air 15KV protection



Up to 2.5KV isolation to prevent damage to your system

# Take M.2 to the Next Level

## Comprehensive M.2 Solutions for Next-generation IoT Platforms

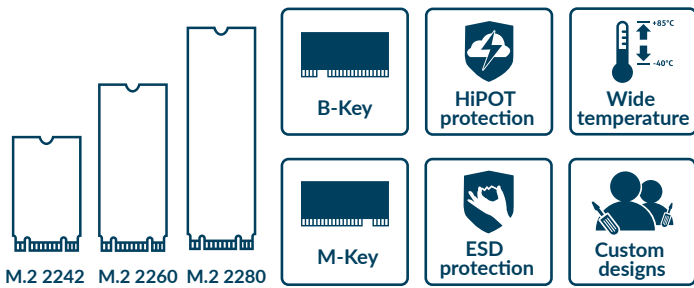
With Innodisk's unique embedded peripheral solutions, the space-efficient M.2 form factor is upgraded to reach its full potential as the next generation form factor. Innodisk's M.2 expansion cards allow you to add advanced functionality and unparalleled flexibility to any M.2 port-equipped platform. Be it adding new expansion slots, providing new networking options, or even adding state-of-the-art AI acceleration, Innodisk's M.2 solutions are a major upgrade to any system – on the edge, in the backend, or beyond.

### Designed for Life on the Edge


Innodisk's M.2 expansion cards are designed for demanding edge applications – providing ample ruggedness, security, and performance for any application.



### Maximum Flexibility



### Unlimited Expansion



## Product Overview

Form Factor			Output						
			SATA	USB	POE	Display	LAN	CAN BUS	Serial 232/422..
mPCIe (mSATA)	Input	PCIe	EMPS-3401 EMPS-32R1	EMPU-3401 EMPU-3201	EMPL-G2P1 EMPL-G2P2 EMPL-G2P3 EMPL-G2P4	EMPV-1201 EMPV-1202	EMPL-G101/G201 EMPL-G102/G202 EMPL-G103/G203 EMPL-G1S1/G2S1 EMPL-G1S2/G2S2 EMPL-G1N1/G2N1	EMUC-B202 EMPC-B2S1	EMP2-X801 EMP2-X402 EMP2-X403 EMP2-X404 EMP2-X4S1 EMP2-X4S2 EMP2-X2S1
		USB							
PCIe Standard	Input	PCIe			ESPL-G4P1 ESPL-G4P3				
M.2 (NGFF)	Input	PCIe	EGPS-3401	EGPU-3201	EGPL-G2P1 EGPL-G2P3 EGPL-G2P4	EGPV-1101	EGPL-G101/G201 EGPL-G102/G202 EGPL-G1N3/G2N3 EGPL-G1S1/G2S1 EGPL-G1S2/G2S2 EGPL-G1S4/G2S4 EGPL-G1N1/G2N1 EGPL-T101 EGPL-G1S3	EGPC-B201 EGPC-B4S1 EGPC-B1S1 EGPC-B2S1	EGP2-X401
2.5"	Input	SATA	E2SS-32R1 E2SS-32R2						
Non-Standard	Input	-					EZ2N-0XL1 (InnoAgent)		


# Communication

Innodisk expansion modules provide flexible connectivity and bandwidth to industrial systems. With our mPCIe GbE LAN, PoE, CAN bus, and serial communication modules, users can expand their existing systems to achieve the dynamic connectivity required by IoT.

## 1-1 CAN bus

CAN bus (Controller Area Network) is a type of serial communication that is widely used in automation, embedded systems, and the automotive industry. Innodisk has developed CAN bus expansion cards specifically to fulfill these needs. It provides dual-port CAN 2.0B/J1939/CANopen connectivity with an isolation design, and supports a wide temperature range in order to enhance system security and reliability.

Based on a built-in Linux CDC-ACM, Innodisk's CAN bus expansion cards use a custom-made SocketCAN network driver that allows two ports on a single card. Thus, it provides maximum compatibility for customers when developing programs. Other than SocketCAN, Innodisk also provides a complete Windows/Linux software API, test utility, and sample code for traditional character drivers.



### Complete Software Support

#### API Sample Code

By using the GUI or Command base test utility, the user can easily verify modules.

#### Test Utility

Provides C/C++/C# sample code to speed up program integration.

#### Platform Support

The API can be used in Windows, Linux, and QNX. In addition to x86, a cross-compiler service for ARM systems is also available.



Model Name	EMUC-B202	EGPC-B201
Module Type	USB to dual isolated CAN bus 2.0B/J1939/CANopen module	M.2 to dual isolated CAN bus 2.0B/J1939 Module
Key Features	<ol style="list-style-type: none"> <li>CAN bus 2.0B backward compatible with 2.0A</li> <li>Supports baud rate 100/125/250/500(default)/800/1000K</li> <li>Supports CAN message acceptance filter</li> <li>Keeps configuration after hardware reboot</li> <li>Up to 6000 CAN messages per second (receive data)</li> <li>Supports listen-only mode</li> <li>Additional driver to support Linux SocketCAN</li> <li>Supports SAE J1939/CANopen high-layer protocol (optional)</li> <li>Termination resistor enabled/disabled by jumper</li> <li>Supports 3rd mounting hole and USB pin header for out-of-minicard installation</li> <li>Complies with EN61000-4-5 2.5kV surge protection</li> <li>Complies with IEC 60950-1:2005 + A1: 2009 + A2:2013 2.5kV HiPOT protection</li> <li>Complies with EN61000-4-2 (ESD) Air-15kV, Contact-8kV</li> </ol>	<ol style="list-style-type: none"> <li>Alternative M.2 2260 or 2280 B-M key</li> <li>CAN bus 2.0B backward compatible with 2.0A</li> <li>Supports baud rate 100/125/250/500(default)/800/1000K</li> <li>Supports CAN message acceptance filter</li> <li>Keeps configuration after hardware reboot</li> <li>Up to 6000 CAN messages per second (receive data)</li> <li>Supports listen-only mode</li> <li>Additional driver to support Linux SocketCAN</li> <li>Supports SAE J1939 high layer protocol (optional)</li> <li>Termination resistor enabled/disabled by jumper</li> <li>Complies with EN61000-4-5 2.5kV surge protection</li> <li>Complies with IEC 60950-1:2005 + A1: 2009 + A2:2013 2.5kV HiPOT protection</li> <li>Complies with EN61000-4-2 (ESD) Air-15kV, Contact-8kV</li> </ol>
Form Factor	mPCIe	M.2 2260/2280
Input I/F	USB 2.0	PCI Express 2.0 x 1
Input Connector	mPCIe or 5-pin Header	M.2 B-M x 1
Output I/F	CANbus 2.0B/ J1939 /CANopen x 2	CANbus 2.0B/ J1939 /CANopen x 2
Output Connector	DB-9 x 2	DB-9 x 2
Dimension (WxLxH/mm)	30 x 50.9 x 8.35	22 x 60 x 8.05 22 x 80 x 8.05
Operating Temperature	Wide temp : -40~85°C	Wide temp : -40~85°C
Order Information	EMUC-B202-W1 (CAN 2.0B) EMUC-B202-W2 (J1939) EMUC-B202-W3 (CANopen)	EGPC-B201-W1 (2260, CAN2.0B) EGPC-B201-W2 (2280, CAN2.0B) EGPC-B201-W3 (2260, J1939) EGPC-B201-W4 (2280, J1939) EGPC-B201-W5 (2260, CANopen) EGPC-B201-W6 (2280, CANopen)



Model Name	EGPC-B4S1	EGPC-B1S1
Module Type	M.2 to four isolated CAN bus 2.0B Module	M.2 to single isolated CAN bus 2.0B Module
Key Features	<ol style="list-style-type: none"> <li>1. Compliant with PCI Express 1.1</li> <li>2. Meet the Requirements of the ISO 11898-1</li> <li>3. CAN bus 2.0B backward compatible with 2.0A</li> <li>4. Support baud rate 10/20/50/100/250/500/800/1000K</li> <li>5. Support CAN message acceptance filter</li> <li>6. Support Linux SocketCAN</li> <li>7. Support SAE J1939/CANopen high layer protocol (Optional)</li> <li>8. Compliant with IEC 60950-1:2005 + A1: 2009 + A2:2013 2.5kV HiPOT protection</li> <li>9. Compliant with EN61000-4-2 (ESD) Air-15kV, Contact-8kV</li> <li>10. Termination resistor enabled/disabled by switch</li> <li>11. Industrial Temperature -40°C to +85°C support</li> </ol>	<ol style="list-style-type: none"> <li>1. Compliant with PCI Express 1.1</li> <li>2. Meet the Requirements of the ISO 11898-1</li> <li>3. CAN bus 2.0B backward compatible with 2.0A</li> <li>4. Support baud rate 10/20/50/100/250/500/800/1000K</li> <li>5. Support CAN message acceptance filter</li> <li>6. Support Linux SocketCAN</li> <li>7. Support SAE J1939/CANopen high layer protocol (Optional)</li> <li>8. Compliant with IEC 60950-1:2005 + A1: 2009 + A2:2013 2.5kV HiPOT protection</li> <li>9. Compliant with EN61000-4-2 (ESD) Air-15kV, Contact-8kV</li> <li>10. Termination resistor enabled/disabled by switch</li> <li>11. Industrial Temperature -40°C to +85°C support</li> </ol>
Form Factor	M.2 2280	M.2 2242
Input I/F	PCI Express 1.1 x 1	PCI Express 1.1 x 1
Input Connector	M.2 B-M	M.2 B-M
Output I/F	CANbus 2.0B/J1939 /CANopen x4	CANbus 2.0B/J1939 /CANopen x1
Output Connector	DB-9 x 4	DB-9 x 1
Dimension (WxLxH/mm)	22 x 80 x 12.9 mm	22 x 42 x 4.8 mm
Operating Temperature	Wide temp: -40~85°C	Wide temp: -40~85°C
Order Information	EGPC-B4S1-W1 EGPC-B4S1-W2 (J1939, CANopen)	EGPC-B1S1-W1 EGPC-B1S1-W2 (J1939, CANopen)



Model Name	EGPC-B2S1	EMPC-B2S1
Module Type	M.2 to dual isolated CANbus 2.0B/J1939/CANopen Module	mPCIe to dual isolated CANbus 2.0B/J1939/CANopen Module
Key Features	<ol style="list-style-type: none"> <li>1. Compliant with PCI Express 1.1</li> <li>2. Meet the Requirements of the ISO 11898-1</li> <li>3. CAN bus 2.0B backward compatible with 2.0A</li> <li>4. Support baud rate 10/20/50/100/250/500/800/1000K</li> <li>5. Support CAN message acceptance filter</li> <li>6. Support Linux SocketCAN</li> <li>7. Support SAE J1939/CANopen high layer protocol (Optional)</li> <li>8. Compliant with IEC 60950-1:2005 + A1: 2009 + A2:2013 2.5kV HiPOT protection</li> <li>9. Compliant with EN61000-4-2 (ESD) Air-15kV, Contact-8kV</li> <li>10. Termination resistor enabled/disabled by switch</li> <li>11. Industrial Temperature (-40°C to +85°C) support</li> </ol>	<ol style="list-style-type: none"> <li>1. Compliant with PCI Express 1.1</li> <li>2. Meet the Requirements of the ISO 11898-1</li> <li>3. CAN bus 2.0B backward compatible with 2.0A</li> <li>4. Support baud rate 10/20/50/100/250/500/800/1000K</li> <li>5. Support CAN message acceptance filter</li> <li>6. Support Linux SocketCAN</li> <li>7. Support SAE J1939/CANopen high layer protocol (Optional)</li> <li>8. Compliant with IEC 60950-1:2005 + A1: 2009 + A2:2013 2.5kV HiPOT protection</li> <li>9. Compliant with EN61000-4-2 (ESD) Air-15kV, Contact-8kV</li> <li>10. Termination resistor enabled/disabled by jumper</li> <li>11. Industrial Temperature (-40°C to +85°C) support</li> </ol>
Form Factor	M.2 2280	mPCIe
Input I/F	PCI Express 1.1 x1	PCI Express 1.1 x1
Input Connector	M.2 B-M	mPCIe
Output I/F	CANbus 2.0B/J1939 /CANopen x2	CANbus 2.0B/J1939 /CANopen x2
Output Connector	DB-9 x 2	DB-9 x 2
Dimension (WxLxH/mm)	22 x 80 x 4.85	30 x 50.9 x 8.25
Operating Temperature	Wide temp: -40~85°C	Wide temp: -40~85°C
Order Information	EGPC-B2S1-W1 EGPC-B2S1-W2 (J1939, CANopen)	EMPC-B2S1-W1 EMPC-B2S1-W2 (J1939, CANopen)

## 1-2 Power over Ethernet (PoE)

The industrial-grade Power over Ethernet (PoE) series complies with IEEE 802.3af and 802.3at, ensuring reliable power and data transfer. These expansion cards feature isolated, wide temperature design, and are certified to withstand HiPOT and surge occurrences, making them the optimal choice for operation in extreme conditions.

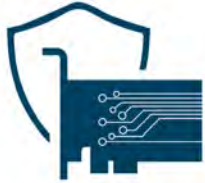


### Complete form factors

- Compact and easily integrated form factors: PCIe / mPCIe / M.2 2280

### Flexible expansion

- Supports 12~24V power input via internal 4-pin header or external DC jack
- Supports alternative fixed approach of mounting hole or bracket for daughter board




### Industrial design


- Supports wide temperature -40~85°C
- Complies with EN61000-4-2 (ESD) air up to 15kV, contact up to 8kV
- Complies with IEC 60950-1:2005 + A1: 2009 + A2:2013 HiPOT protection
- Complies with EN61000-4-5 surge protection





Model Name	EMPL-G2P1	EMPL-G2P2
Module Type	mPCIe to dual PoE Module	mPCIe to dual PoE+ Module
Key Features	<ol style="list-style-type: none"> <li>1. Supports dual GbE LAN ports</li> <li>2. Two independent PSE channels</li> <li>3. Supports 12V~24V power input via 4pin header or DC-Jack</li> <li>4. Complies with IEEE 802.3af, up to 15.4W at 48V per PoE port</li> <li>5. Complies with EN61000-4-2 (ESD) Air-15kV, Contact-8kV</li> <li>6. Industrial temperature -40 °C to 85 °C</li> </ol>	<ol style="list-style-type: none"> <li>1. Supports dual GbE LAN ports</li> <li>2. Two independent PSE channels</li> <li>3. Supports 19V~24V power input via 4pin header</li> <li>4. Complies with IEEE 802.3at, up to 25.5W at 52V per PoE port</li> <li>5. Complies with EN61000-4-2 (ESD) Air-15kV, Contact-8kV</li> <li>6. Industrial temperature -40 °C to 85 °C</li> </ol>
Form Factor	mPCIe	mPCIe
Input I/F	PCI Express 2.1	PCI Express 2.1
Input Connector	mPCIe	mPCIe
Output I/F	PoE x 2	PoE+ x 2
Output Connector	RJ45 x 2	RJ45 x 2
Dimension (WxLxH/mm)	Main Board: 30 x 50.9 x 9.2 Daughter Board: 58.2 x 72.7 x 23.8	Main Board: 30 x 50.9 x 9.2 Daughter Board: 58.2 x 72.7 x 23.8
Operating Temperature	STD temp : 0~70°C Wide temp : -40~85°C	STD temp : 0~70°C Wide temp : -40~85°C
Order Infomation	EMPL-G2P1-C1 (Mounting hole, 4-pin header) EMPL-G2P1-W1 (Mounting hole, 4-pin header) EMPL-G2P1-C2 (Bracket, 4-pin header) EMPL-G2P1-W2 (Bracket, 4-pin header) EMPL-G2P1-C3 (Mounting hole, DC Jack ) EMPL-G2P1-W3 (Mounting hole, DC Jack) EMPL-G2P1-C4 (Bracket, DC Jack) EMPL-G2P1-W4 (Bracket, DC Jack)	EMPL-G2P2-C1 (Mounting hole, 4-pin header) EMPL-G2P2-W1 (Mounting hole, 4-pin header) EMPL-G2P2-C2 (Bracket, 4-pin header) EMPL-G2P2-W2 (Bracket, 4-pin header)



Model Name	EGPL-G2P1	ESPL-G4P1
Module Type	M.2 to dual PoE Module	PCIe to four PoE/PoE+ Module
Key Features	<ol style="list-style-type: none"> <li>1. Supports dual GbE LAN ports</li> <li>2. Two independent PSE channels</li> <li>3. Supports 12V~24V power input via 4pin header or DC-Jack</li> <li>4. Complies with IEEE 802.3af, up to 15.4W at 48V per PoE port</li> <li>5. Complies with EN61000-4-2 (ESD) Air-15kV, Contact-8kV</li> <li>6. Industrial temperature -40 °C to 85 °C</li> </ol>	<ol style="list-style-type: none"> <li>1. Supports four GbE LAN ports</li> <li>2. Four independent PSE channels</li> <li>3. Complies with IEEE 802.3af, up to 15.4W at 48V per PoE port</li> <li>4. Complies with IEEE 802.3at, up to 25.5W at 54V per PoE port</li> <li>5. Supports 12V~24V power input via 6pin PCIe-ATX</li> <li>6. Supplies total power up to 75W</li> <li>7. Complies with EN61000-4-5 2kV Surge protection</li> </ol>
Form Factor	M.2 2280	Standard PCIe
Input I/F	PCI Express 2.1 x 1	PCI Express 2.1 x 4
Input Connector	M.2 B-M	PCIe x 4
Output I/F	PoE x 2	PoE/PoE+ x 4
Output Connector	RJ45 x 2	RJ45 x 4
Dimension (WxLxH/mm)	Main Board: 30 x 50.9 x 9.2 Daughter Board: 72.7 x 56.3 x 22.07	Main Board: 30 x 50.9 x 9.2 Daughter Board: 72.7 x 56.3 x 22.07
Operating Temperature	STD temp : 0~70°C Wide temp : -40~85°C	STD temp : 0~70°C Wide temp : -40~85°C
Order Infomation	EGPL-G2P1-C1 (Mounting hole, 4-pin header) EGPL-G2P1-W1 (Mounting hole, 4-pin header) EGPL-G2P1-C2 (Bracket, 4-pin header) EGPL-G2P1-W2 (Bracket, 4-pin header) EGPL-G2P1-C3 (Mounting hole) EGPL-G2P1-W3 (Mounting hole, DC Jack) EGPL-G2P1-C4 (Bracket, DC Jack) EGPL-G2P1-W4 (Bracket, DC Jack)	ESPL-G4P1-C1 ESPL-G4P1-W1



Model Name	EMPL-G2P3	EMPL-G2P4
Module Type	mPCIe to dual PoE Module	mPCIe to dual PoE+ Module
Key Features	<ol style="list-style-type: none"> <li>1. Intel i225 chip</li> <li>2. Supports dual GbE LAN ports</li> <li>3. Two independent PSE channels</li> <li>4. Supports 12V~24V power input via 4pin header or DC-Jack</li> <li>5. Complies with IEEE 802.3af, up to 15.4W at 48V per PoE port</li> <li>6. Complies with EN61000-4-2 (ESD) Air-15kV, Contact-8kV</li> <li>7. Industrial temperature -40 °C to 85 °C</li> </ol>	<ol style="list-style-type: none"> <li>1. Intel i225 chip</li> <li>2. Supports dual GbE LAN ports</li> <li>3. Two independent PSE channels</li> <li>4. Supports 19V~24V power input via 4pin header</li> <li>5. Complies with IEEE 802.3at, up to 25.5W at 52V per PoE port</li> <li>6. Complies with EN61000-4-2 (ESD) Air-15kV, Contact-8kV</li> <li>7. Industrial temperature -40 °C to 85 °C</li> </ol>
Form Factor	mPCIe	mPCIe
Input I/F	PCI Express 2.1	PCI Express 2.1
Input Connector	mPCIe	mPCIe
Output I/F	PoE x 2	PoE+ x 2
Output Connector	RJ45 x 2	RJ45 x 2
Dimension (WxLxH/mm)	Main Board: 30 x 50.9 x 9.2 Daughter Board: 72.7 x 56.3 x 22.07	Main Board: 30 x 50.9 x 9.2 Daughter Board: 72.7 x 56.3 x 22.07
Operating Temperature	STD temp : 0~70°C Wide temp : -40~85°C	STD temp : 0~70°C Wide temp : -40~85°C
Order Infomation	EMPL-G2P3-C1 (Mounting hole, 4pin header) EMPL-G2P3-W1 (Mounting hole, 4pin header) EMPL-G2P3-C2 (Bracket, 4pin header) EMPL-G2P3-W2 (Bracket, 4pin header) EMPL-G2P3-C3 (Mounting hole, DC Jack) EMPL-G2P3-W3 (Mounting hole, DC Jack) EMPL-G2P3-C4 (Bracket, DC Jack) EMPL-G2P3-W4 (Bracket, DC Jack)	EMPL-G2P4-C1 (Mounting hole, 4pin header) EMPL-G2P4-W1 (Mounting hole, 4pin header) EMPL-G2P4-C2 (Bracket, 4pin header) EMPL-G2P4-W2 (Bracket, 4pin header)

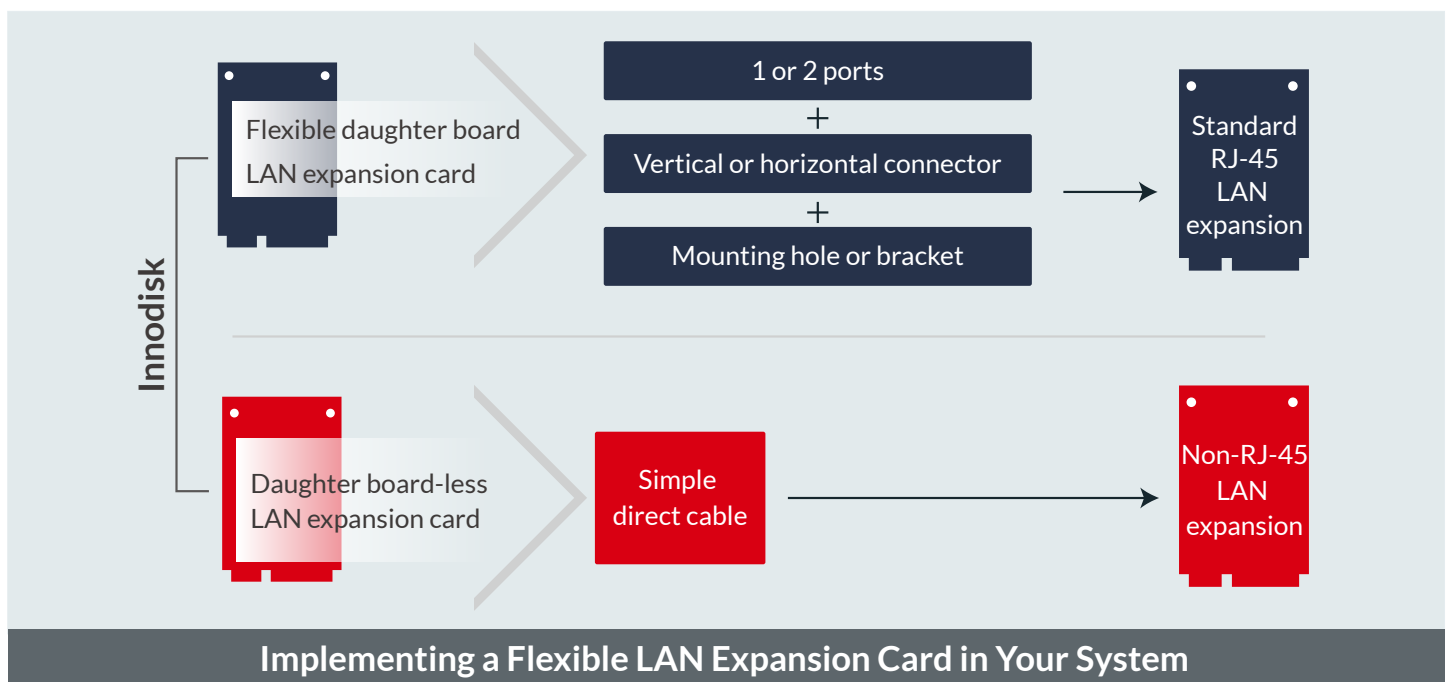


Model Name	EGPL-G2P3	EGPL-G2P4	ESPL-G4P3
Module Type	M.2 to dual PoE Module	M.2 to dual PoE Module	PCIe to four PoE/PoE+ Module
Key Features	<ol style="list-style-type: none"> <li>1. Intel i225 chip</li> <li>2. Supports dual GbE LAN ports</li> <li>3. Two independent PSE channels</li> <li>4. Supports 12V~24V power input via 4pin header or DC-Jack</li> <li>5. Complies with IEEE 802.3af, up to 15.4W at 48V per PoE port</li> <li>6. Complies with EN61000-4-2 (ESD) Air-15kV, Contact-8kV</li> <li>7. Industrial temperature -40 °C to 85 °C</li> </ol>	<ol style="list-style-type: none"> <li>1. Intel i225 chip</li> <li>2. Supports dual GbE LAN ports</li> <li>3. Two independent PSE channels</li> <li>4. Supports 19V~24V power input via 4pin header</li> <li>5. Complies with IEEE 802.3at, up to 25.5W at 52V per PoE port</li> <li>6. Complies with EN61000-4-2 (ESD) Air-15kV, Contact-8kV</li> <li>7. Industrial temperature -40 °C to 85 °C</li> </ol>	<ol style="list-style-type: none"> <li>1. Intel i225 chip</li> <li>2. Supports four GbE LAN ports</li> <li>3. Four independent PSE channels</li> <li>4. Complies with IEEE 802.3af, up to 15.4W at 48V per PoE port</li> <li>5. Complies with IEEE 802.3at, up to 25.5W at 54V per PoE port</li> <li>6. Supports 12V~24V power input via 6pin PCIe-ATX</li> <li>7. Supplies total power up to 75W</li> <li>8. Complies with EN61000-4-5 2kV Surge protection</li> </ol>
Form Factor	M.2 2280	M.2 2280	Standard PCIe
Input I/F	PCI Express 2.1 x 1	PCI Express 2.1 x 1	PCI Express 2.1 x 4
Input Connector	M.2 B-M	M.2 B-M	PCIe x 4
Output I/F	PoE x 2	PoE+ x 2	PoE/PoE+ x 4
Output Connector	RJ45 x 2	RJ45 x 2	RJ45 x 4
Dimension (WxLxH/mm)	Main Board: 22 x 80 x 9 Daughter Board: 72.7 x 58.2 x 23.8	Main Board: 22 x 80 x 9 Daughter Board: 72.7 x 58.2 x 23.8	169.55 x 111.15 x 19.6
Operating Temperature	STD temp : 0~70°C Wide temp : -40~85°C	STD temp : 0~70°C Wide temp : -40~85°C	STD temp : 0~70°C Wide temp : -40~85°C
Order Infomation	EGPL-G2P3-C1 (Mounting hole, 4pin header) EGPL-G2P3-W1 (Mounting hole, 4pin header) EGPL-G2P3-C2 (Bracket, 4pin header) EGPL-G2P3-W2 (Bracket, 4pin header) EGPL-G2P3-C3 (Mounting hole) EGPL-G2P3-W3 (Mounting hole, DC Jack) EGPL-G2P3-C4 (Bracket, DC Jack) EGPL-G2P3-W4 (Bracket, DC Jack)	EGPL-G2P4-C1 (Mounting hole, 4pin header) EGPL-G2P4-W1 (Mounting hole, 4pin header) EGPL-G2P4-C2 (Bracket, 4pin header) EGPL-G2P4-W2 (Bracket, 4pin header)	ESPL-G4P3-C1 ESPL-G4P3-W1

## 1-3 LAN

Innodisk's mPCIe and M.2-based GbE LAN cards using Intel Ethernet chips provide high performance 10/100/1000 Mbps network connectivity with an isolation design, and supports a wide temperature range in order to enhance system security and reliability. Small form factors with flexible daughter boards can be suitable for smaller industrial computers by using alternative terminal mounting holes of the bracket.

Daughter board-less GbE LAN cards offer seamless connection through an RJ-45 cable as well as through customer-defined cable standards to satisfy specific applications. Innodisk's LAN cards also allow for easy integration with M12, which encompasses IP 65/67/68-rated waterproof designs.



# The World's First M.2 10GbE LAN Module

Tiny, Speedy, Easy Integration

Innodisk has released the world's first M.2 10GbE expansion solution to meet the demand for increased speed and reduced size, high-speed LAN solutions.

The EGPL-T101 M.2 2280 10GbE LAN module is the smallest 10GbE expansion solution with low-latency and lowest power consumption. It is also 10x faster than Gigabit Ethernet and features flexible integration and excellent compatibility with existing network infrastructure for backward compatibility.

**10x**

## 10x Speed Performance

10x current GbE speeds for faster, lower-latency data transmission



## Easy and Flexible Integration

RJ45 LAN port for 10GbE on existing Cat6/6A copper cables




## Excellent Compatibility

Supports 10/5/2.5/1Gbps and 100/10Mbps for excellent backward compatibility



## Low Power Consumption

Increased efficiency through reduced power consumption, without sacrificing performance.



Model Name	EGPL-T101
Module Type	M.2 2280 to single 10GbE LAN Module
Key Features	<ol style="list-style-type: none"> <li>1. Marvell AQtion Ethernet Controller</li> <li>2. Support 10G/5G/2.5G/1000M/100M/10M LAN speed</li> <li>3. Lowest power and smallest 10GbE expansion solution</li> <li>4. Support x2/x1 PCI Express with Gen3/Gen2</li> <li>5. Tiny daughter board with high speed shielding cable</li> <li>6. Complies with EN61000-4-2 (ESD) Air-15kV, Contact-8kV</li> </ol>
Form Factor	M.2 2280
Input I/F	PCI Express 3.0 x2
Input Connector	M.2 B-M
Output I/F	10 GbE LAN x1
Output Connector	RJ45 x 1
Dimension (WxLxH/mm)	M.2 Board: 22 x 80 x 14.5 mm Daughter Board: 31.75 x 28 x 17.7 mm
Operating Temperature	STD temp : 0-55°C
Order Information	EGPL-T101-C1









Model Name	EMPL-G101	EMPL-G201	EMPL-G102	EMPL-G202
Module Type	mPCIe to single-isolated GbE LAN module	mPCIe to dual-isolated GbE	mPCIe to single-isolated GbE LAN horizontal module	mPCIe to dual-isolated GbE LAN horizontal module
Key Features	<ol style="list-style-type: none"> <li>1. Single-isolated GbE LAN ports</li> <li>2. Complies with EN61000-4-5 2kV surge protection</li> <li>3. Complies with IEC 60950-1:2005 + A1: 2009 + A2:2013 2kV HiPOT protection</li> <li>4. Complies with EN61000-4-2 \ (ESD) Air-15kV, Contact-8kV</li> <li>5. Flexible daughter board with cable to fit into different systems</li> <li>6. Supports mounting terminal or brackets for daughter board</li> </ol>	<ol style="list-style-type: none"> <li>1. Dual-isolated GbE LAN ports</li> <li>2. Complies with EN61000-4-5 2kV surge protection</li> <li>3. Complies with IEC 60950-1:2005 + A1: 2009 + A2:2013 2kV HiPOT protection</li> <li>4. Complies with EN61000-4-2 (ESD) Air-15kV, Contact-8kV</li> <li>5. Flexible daughter board with cable to fit into different systems</li> <li>6. Supports mounting terminal or bracket for daughter board</li> </ol>	<ol style="list-style-type: none"> <li>1. Single-isolated GbE LAN port</li> <li>2. Complies with EN61000-4-5 2kV surge protection</li> <li>3. Complies with IEC 60950-1:2005 + A1: 2009 + A2:2013 2kV HiPOT protection</li> <li>4. Complies with EN61000-4-2 (ESD) Air-15kV, Contact-8kV</li> <li>5. Flexible daughter board with cable to fit into different system</li> <li>6. Optional terminal mounting hole or bracket for daughter board</li> </ol>	<ol style="list-style-type: none"> <li>1. Dual-isolated GbE LAN port</li> <li>2. Complies with EN61000-4-5 2kV Surge protection</li> <li>3. Complies with IEC 60950-1:2005 + A1: 2009 + A2:2013 2kV HiPOT protection</li> <li>4. Complies with EN61000-4-2 (ESD) Air-15kV, Contact-8kV</li> <li>5. Flexible daughter board with cable to fit into different systems</li> <li>6. Optional terminal mounting hole or bracket for daughter board</li> </ol>
Form Factor	mPCIe	mPCIe	mPCIe	mPCIe
Input I/F	PCI Express 2.1	PCI Express 2.1	PCI Express 2.1	PCI Express 2.1
Input Connector	mPCIe	mPCIe	mPCIe	mPCIe
Output I/F	GbE LAN x 1	GbE LAN x 2	GbE LAN x 1	GbE LAN x 2
Output Connector	RJ45 x 1	RJ45 x 2	RJ45 x 1	RJ45 x 2
Dimension (WxLxH/mm)	30 x 50.9 x 9.2	30 x 50.9 x 9.2	30 x 50.9 x 5.8	30 x 50.9 x 5.8
Operating Temperature	STD temp : 0~70°C Wide temp : -40~85°C	STD temp : 0~70°C Wide temp : -40~85°C	STD temp : 0~70°C Wide temp : -40~85°C	STD temp : 0~70°C Wide temp : -40~85°C
Order Information	EMPL-G101-C1 EMPL-G101-W1 EMPL-G101-C2 (with bracket) EMPL-G101-W2 (with bracket)	EMPL-G201-C1 EMPL-G201-W1 EMPL-G201-C2 (with bracket) EMPL-G201-W2 (with bracket)	EMPL-G102-C1 EMPL-G102-W1 EMPL-G102-C2 (with bracket) EMPL-G102-W2 (with bracket)	EMPL-G202-C1 EMPL-G202-W1 EMPL-G202-C2 (with bracket) EMPL-G202-W2 (with bracket)




Model Name	EGPL-G101	EGPL-G201	EGPL-G102	EGPL-G202
Module Type	M.2 to single-isolated GbE LAN module	M.2 to dual-isolated GbE LAN module	M.2 to single-isolated GbE LAN module	M.2 to dual-isolated GbE LAN module
Key Features	<ol style="list-style-type: none"> <li>1. Single-isolated LAN port</li> <li>2. Complies with EN61000-4-5 2kV surge protection</li> <li>3. Complies with IEC 60950-1:2005 + A1: 2009 + A2:2013 2kV HiPOT protection</li> <li>4. Complies with EN61000-4-2 (ESD) Air-15kV, Contact-8kV</li> <li>5. Flexible daughter board with cable to fit into different systems</li> <li>6. Optional terminal mounting hole or bracket for daughter board</li> </ol>	<ol style="list-style-type: none"> <li>1. Dual-isolated GbE LAN ports</li> <li>2. Complies with EN61000-4-5 2kV surge protection</li> <li>3. Complies with IEC 60950-1:2005 + A1: 2009 + A2:2013 2kV HiPOT protection</li> <li>4. Complies with EN61000-4-2 (ESD) Air-15kV, Contact-8kV</li> <li>5. Flexible daughter board with cable to fit into different systems</li> <li>6. Optional terminal mounting hole or bracket for daughter board</li> </ol>	<ol style="list-style-type: none"> <li>1. Single-isolated GbE LAN port</li> <li>2. Complies with EN61000-4-5 2kV surge protection</li> <li>3. Complies with IEC 60950-1:2005 + A1: 2009 + A2:2013 2kV HiPOT protection</li> <li>4. Complies with EN61000-4-2 (ESD) Air-15kV, Contact-8kV</li> <li>5. Flexible and small daughter board with cable to fit into different systems</li> <li>6. Optional terminal mounting hole or bracket for daughter board</li> </ol>	<ol style="list-style-type: none"> <li>1. Dual-isolated GbE LAN ports</li> <li>2. Complies with EN61000-4-5 2kV surge protection</li> <li>3. Complies with IEC 60950-1:2005 + A1: 2009 + A2:2013 2kV HiPOT protection</li> <li>4. Complies with EN61000-4-2 (ESD) Air-15kV, Contact-8kV</li> <li>5. Flexible and small daughter board with cable to fit into different systems</li> <li>6. Optional terminal mounting hole or bracket for daughter board</li> </ol>
Form Factor	M.2 2280	M.2 2280	M.2 2242	M.2 2242
Input I/F	PCI Express 2.1 x 1	PCI Express 2.1 x 1	PCI Express 2.1 x 1	PCI Express 2.1 x 1
Input Connector	M.2 B-M	M.2 B-M	M.2 B-M	M.2 B-M
Output I/F	Gbe LAN x 1	GbE LAN x 2	Gbe LAN x 1	GbE LAN x 2
Output Connector	RJ45 x 1	RJ45 x 2	RJ45 x 1	RJ45 x 2
Dimension (WxLxH/mm)	22 x 80 x 9.3	22 x 80 x 9.3	22 x 42 x 9.15	22 x 42 x 9.15
Operating Temperature	STD temp : 0~70°C Wide temp : -40~85°C	STD temp : 0~70°C Wide temp : -40~85°C	STD temp : 0~70°C Wide temp : -40~85°C	STD temp : 0~70°C Wide temp : -40~85°C
Order Information	EGPL-G101-C1 EGPL-G101-W1 EGPL-G101-C2 (with bracket) EGPL-G101-W2 (with bracket)	EGPL-G201-C1 EGPL-G201-W1 EGPL-G201-C2 (with bracket) EGPL-G201-W2 (with bracket)	EGPL-G102-C1 EGPL-G102-W1	EGPL-G202-C1 EGPL-G202-W1




Model Name	EMPL-G103	EMPL-G203	EGPL-G1N3	EGPL-G2N3
Module Type	mPCIe to single GbE LAN module	mPCIe to dual GbE LAN module	M.2 to single GbE LAN Module	M.2 to dual GbE LAN Module
Key Features	<ol style="list-style-type: none"> <li>1. Single-isolated GbE LAN port</li> <li>2. Complies with EN61000-4-2 (ESD) Air-15kV, Contact-8kV</li> <li>3. Transformer on PCB for flexible cable design</li> <li>4. External LED indicator pin for speed 10/100/1000</li> </ol>	<ol style="list-style-type: none"> <li>1. Dual-isolated GbE LAN ports</li> <li>2. Complies with EN61000-4-2 (ESD) Air-15kV, Contact-8kV</li> <li>3. Transformer on PCB for flexible cable design</li> <li>4. External LED indicator pin for speed 10/100/1000</li> </ol>	<ol style="list-style-type: none"> <li>1. Single isolated GbE LAN port</li> <li>2. Complies with EN61000-4-2 (ESD) Air-15kV, Contact-8kV</li> <li>3. Transformer on PCB for flexible cable design</li> <li>4. External LED indicator pin for speed 10/100/1000</li> </ol>	<ol style="list-style-type: none"> <li>1. Dual isolated GbE LAN ports</li> <li>2. Complies with EN61000-4-2 (ESD) Air-15kV, Contact-8kV</li> <li>3. Transformer on PCB for flexible cable design</li> <li>4. External LED indicator pin for speed 10/100/1000</li> </ol>
Form Factor	mPCIe	mPCIe	M.2 2280	M.2 2280
Input I/F	PCI Express 2.1	PCI Express 2.1	PCI Express 2.1 x 1	PCI Express 2.1 x 1
Input Connector	mPCIe	mPCIe	M.2 B-M	M.2 B-M
Output I/F	GbE LAN x 1	GbE LAN x 2	GbE LAN x 1	GbE LAN x 2
Output Connector	RJ45 x 1	RJ45 x 2	RJ45 x 1	RJ45 x 2
Dimension (WxLxH/mm)	30 x 50.9 x 7.6	30 x 50.9 x 7.6	22 x 80 x 9	30 x 50.9 x 7.6
Operating Temperature	STD temp : 0-70°C Wide temp : -40-85°C	STD temp : 0-70°C Wide temp : -40-85°C	STD temp : 0-70°C Wide temp : -40-85°C	STD temp : 0-70°C Wide temp : -40-85°C
Order Information	EMPL-G103-C1 EMPL-G103-W1	EMPL-G203-C1 EMPL-G203-W1	EGPL-G1N3-C1 EGPL-G1N3-W1	EGPL-G2N3-C1 EGPL-G2N3-W1



Model Name	EMPL-G1S1	EMPL-G2S1	EMPL-G1S2	EMPL-G2S2
Module Type	mPCIe to single isolated GbE LAN module	mPCIe to dual isolated GbE LAN module	mPCIe to single isolated GbE LAN horizontal Module	mPCIe to dual isolated GbE LAN horizontal Module
Key Features	<ol style="list-style-type: none"> <li>1. Intel i225 chip. Single isolated GbE LAN ports</li> <li>2. Complies with EN61000-4-5 2kV Surge protection</li> <li>3. Complies with IEC 60950-1:2005 + A1:2009 + A2:2013 2kV HiPOT protection</li> <li>4. Complies with EN61000-4-2 (ESD) Air-15kV, Contact-8kV</li> <li>5. Flexible daughter board with cable to fit into different system</li> <li>6. Optional terminal mounting hole or bracket for daughter board</li> <li>7. Optional Industrial Temperature (-40°C to +85°C) support</li> </ol>	<ol style="list-style-type: none"> <li>1. Intel i225 chip. Dual isolated GbE LAN ports</li> <li>2. Complies with EN61000-4-5 2kV Surge protection</li> <li>3. Complies with IEC 60950-1:2005 + A1:2009 + A2:2013 2kV HiPOT protection</li> <li>4. Complies with EN61000-4-2 (ESD) Air-15kV, Contact-8kV</li> <li>5. Flexible daughter board with cable to fit into different system</li> <li>6. Optional terminal mounting hole or bracket for daughter board</li> <li>7. Optional Industrial Temperature (-40°C to +85°C) support</li> </ol>	<ol style="list-style-type: none"> <li>1. Intel i225 chip. Single isolated GbE LAN ports</li> <li>2. Complies with EN61000-4-5 2kV Surge protection</li> <li>3. Complies with IEC 60950-1:2005 + A1:2009 + A2:2013 2kV HiPOT protection</li> <li>4. Complies with EN61000-4-2 (ESD) Air-15kV, Contact-8kV</li> <li>5. Flexible daughter board with cable to fit into different system</li> <li>6. Optional terminal mounting hole or bracket for daughter board</li> <li>7. Optional Industrial Temperature (-40°C to +85°C) support</li> </ol>	<ol style="list-style-type: none"> <li>1. Intel i225 chip. Dual isolated GbE LAN ports</li> <li>2. Complies with EN61000-4-5 2kV Surge protection</li> <li>3. Complies with IEC 60950-1:2005 + A1:2009 + A2:2013 2kV HiPOT protection</li> <li>4. Complies with EN61000-4-2 (ESD) Air-15kV, Contact-8kV</li> <li>5. Flexible daughter board with cable to fit into different system</li> <li>6. Optional terminal mounting hole or bracket for daughter board</li> <li>7. Optional Industrial Temperature (-40°C to +85°C) support</li> </ol>
Form Factor	mPCIe	mPCIe	mPCIe	mPCIe
Input I/F	PCI Express 2.1	PCI Express 2.1	PCI Express 2.1	PCI Express 2.1
Input Connector	mPCIe	mPCIe	mPCIe	mPCIe
Output I/F	GbE LAN x 1	GbE LAN x 2	GbE LAN x 1	GbE LAN x 2
Output Connector	RJ45 x 1	RJ45 x 2	RJ45 x 1	RJ45 x 2
Dimension (WxLxH/mm)	Main Board: 30 x 50.9 x 9.2 Daughter Board: 59.5 x 30 x 17.32	Main Board: 30 x 50.9 x 9.2 Daughter Board: 59.5 x 30 x 17.32	Main board: 30 x 50.95 x 6.15 Daughter board: 59.5 x 30 x 17.4	Main board: 30 x 50.95 x 6.15 Daughter board: 59.5 x 30 x 17.4
Operating Temperature	STD temp : 0-70°C Wide temp : -40-85°C	STD temp : 0-70°C Wide temp : -40-85°C	STD temp : 0-70°C Wide temp : -40-85°C	STD temp : 0-70°C Wide temp : -40-85°C
Order Information	EMPL-G1S1-V1 (i225-V) EMPL-G1S1-C1 (i225-LM) EMPL-G1S1-W1 (i225-IT) EMPL-G1S1-V2 (i225-V, with bracket) EMPL-G1S1-C2 (i225-LM, with bracket) EMPL-G1S1-W2 (i225-IT, with bracket)	EMPL-G2S1-V1 (i225-V) EMPL-G2S1-C1 (i225-LM) EMPL-G2S1-W1 (i225-IT) EMPL-G2S1-V2 (i225-V, with bracket) EMPL-G2S1-C2 (i225-LM, with bracket) EMPL-G2S1-W2 (i225-IT, with bracket)	EMPL-G1S2-C1 (i225-LM) EMPL-G1S2-W1 (i225-IT) EMPL-G1S2-C2 (i225-LM, with bracket) EMPL-G1S2-W2 (i225-IT, with bracket)	EMPL-G2S2-C1 (i225-LM) EMPL-G2S2-W1 (i225-IT) EMPL-G2S2-C2 (i225-LM, with bracket) EMPL-G2S2-W2 (i225-IT, with bracket)



Model Name	EMPL-G1N1	EMPL-G2N1	EGPL-G1S1	EGPL-G2S1
Module Type	mPCIe to single GbE LAN Module	mPCIe to dual GbE LAN Module	M.2 2280 to single isolated GbE LAN Module	M.2 2280 to dual isolated GbE LAN Module
Key Features	<ol style="list-style-type: none"> <li>1. Intel i225 chip. Single GbE LAN ports</li> <li>2. Complies with EN61000-4-2 (ESD) Air-15kV, Contact-8kV</li> <li>3. Transformer on PCB for flexible cable design</li> <li>4. External LED indicator pin for speed 10/100/1000</li> <li>5. Optional Industrial Temperature (-40°C to +85°C) support</li> </ol>	<ol style="list-style-type: none"> <li>1. Intel i225 chip. Dual GbE LAN ports</li> <li>2. Complies with EN61000-4-2 (ESD) Air-15kV, Contact-8kV</li> <li>3. Transformer on PCB for flexible cable design</li> <li>4. External LED indicator pin for speed 10/100/1000</li> <li>5. Optional Industrial Temperature (-40°C to +85°C) support</li> </ol>	<ol style="list-style-type: none"> <li>1. Intel i225 chip. Single isolated GbE LAN ports</li> <li>2. Complies with EN61000-4-5 2kV Surge protection</li> <li>3. Complies with IEC 60950-1:2005 + A1: 2009 + A2:2013 2kV HiPOT protection</li> <li>4. Complies with EN61000-4-2 (ESD) Air-15kV, Contact-8kV</li> <li>5. Flexible daughter board with cable to fit into different system</li> <li>6. Optional terminal mounting hole or bracket for daughter board</li> <li>7. Optional Industrial Temperature (-40°C to +85°C) support</li> </ol>	<ol style="list-style-type: none"> <li>1. Intel i225 chip. Dual isolated GbE LAN ports</li> <li>2. Complies with EN61000-4-5 2kV Surge protection</li> <li>3. Complies with IEC 60950-1:2005 + A1: 2009 + A2:2013 2kV HiPOT protection</li> <li>4. Complies with EN61000-4-2 (ESD) Air-15kV, Contact-8kV</li> <li>5. Flexible daughter board with cable to fit into different system</li> <li>6. Optional terminal mounting hole or bracket for daughter board</li> <li>7. Optional Industrial Temperature (-40°C to +85°C) support</li> </ol>
Form Factor	mPCIe	mPCIe	M.2 2280	M.2 2280
Input I/F	PCI Express 2.1	PCI Express 2.1	PCI Express 2.1 x 1	PCI Express 2.1 x 1
Input Connector	mPCIe	mPCIe	M.2 B-M	M.2 B-M
Output I/F	GbE LAN x 1	GbE LAN x 2	Gbe LAN x 1	Gbe LAN x 2
Output Connector	RJ45 x 1	RJ45 x 2	RJ45 x 1	RJ45 x 2
Dimension (WxLxH/mm)	30 x 50.9 x 9.3	30 x 50.9 x 9.3	Main Board: 22 x 80 x 9 Daughter Board: 59.5 x 30 x 17.32	Main Board: 22 x 80 x 9 Daughter Board: 59.5 x 30 x 17.32
Operating Temperature	STD temp : 0-70°C Wide temp : -40-85°C	STD temp : 0-70°C Wide temp : -40-85°C	STD temp : 0-70°C Wide temp : -40-85°C	STD temp : 0-70°C Wide temp : -40-85°C
Order Infomation	EMPL-G1N1-C1 (i225-LM) EMPL-G1N1-W1 (i225-IT)	EMPL-G2N1-C1 (i225-LM) EMPL-G2N1-W1 (i225-IT)	EGPL-G1S1-C1 (i225-LM) EGPL-G1S1-W1 (i225-IT) EGPL-G1S1-C2 (i225-LM, with bracket) EGPL-G1S1-W2 (i225-IT, with bracket)	EGPL-G2S1-C1 (i225-LM) EGPL-G2S1-W1 (i225-IT) EGPL-G2S1-C2 (i225-LM, with bracket) EGPL-G2S1-W2 (i225-IT, with bracket)




Model Name	EGPL-G1S2	EGPL-G2S2	EGPL-G1S4	EGPL-G2S4
Module Type	M.2 to single isolated GbE LAN Module	M.2 to dual isolated GbE LAN Module	M.2 to single isolated GbE LAN horizontal Module	M.2 to dual isolated GbE LAN horizontal Module
Key Features	<ol style="list-style-type: none"> <li>1. Intel i225 chip. Single isolated GbE LAN port</li> <li>2. Complies with EN61000-4-5 2kV Surge protection</li> <li>3. Complies with IEC 60950-1:2005 + A1: 2009 + A2:2013 2kV HiPOT protection</li> <li>4. Complies with EN61000-4-2 (ESD) Air-15kV, Contact-8kV</li> <li>5. Flexible and small daughter board with cable to fit into different system</li> <li>6. Optional terminal mounting hole or bracket for daughter board</li> <li>7. Optional Industrial temperature -40°C to 85°C</li> </ol>	<ol style="list-style-type: none"> <li>1. Intel i225 chip. Dual isolated GbE LAN port</li> <li>2. Complies with EN61000-4-5 2kV Surge protection</li> <li>3. Complies with IEC 60950-1:2005 + A1: 2009 + A2:2013 2kV HiPOT protection</li> <li>4. Complies with EN61000-4-2 (ESD) Air-15kV, Contact-8kV</li> <li>5. Flexible and small daughter board with cable to fit into different system</li> <li>6. Optional terminal mounting hole or bracket for daughter board</li> <li>7. Optional Industrial temperature -40°C to 85°C</li> </ol>	<ol style="list-style-type: none"> <li>1. Intel i225 chip. Single isolated GbE LAN port</li> <li>2. Complies with EN61000-4-5 2kV Surge protection</li> <li>3. Complies with IEC 60950-1:2005 + A1: 2009 + A2:2013 2kV HiPOT protection</li> <li>4. Complies with EN61000-4-2 (ESD) Air-15kV, Contact-8kV</li> <li>5. Flexible and small daughter board with cable to fit into different system</li> <li>6. Optional terminal mounting hole or bracket for daughter board</li> <li>7. Optional Industrial temperature -40°C to 85°C</li> </ol>	<ol style="list-style-type: none"> <li>1. Intel i225 chip. Dual isolated GbE LAN port</li> <li>2. Complies with EN61000-4-5 2kV Surge protection</li> <li>3. Complies with IEC 60950-1:2005 + A1: 2009 + A2:2013 2kV HiPOT protection</li> <li>4. Complies with EN61000-4-2 (ESD) Air-15kV, Contact-8kV</li> <li>5. Flexible and small daughter board with cable to fit into different system</li> <li>6. Optional terminal mounting hole or bracket for daughter board</li> <li>7. Optional Industrial temperature -40°C to 85°C</li> </ol>
Form Factor	M.2 2242	M.2 2242	M.2 2242	M.2 2242
Input I/F	PCI Express 2.1 x 1	PCI Express 2.1 x 1	PCI Express 2.1 x 1	PCI Express 2.1 x 1
Input Connector	M.2 B-M	M.2 B-M	M.2 B-M	M.2 B-M
Output I/F	Gbe LAN x 1	Gbe LAN x 2	Gbe LAN x 1	Gbe LAN x 2
Output Connector	RJ45 x 1	RJ45 x 2	RJ45 x 1	RJ45 x 2
Dimension (WxLxH/mm)	Main board: 22 x 42 x 9.01 Daughter board: 50 x 28 x 19.37	Main board: 22 x 42 x 9.01 Daughter board: 50 x 28 x 19.37	Main board: 22 x 42 x 5.95 Daughter board: 50 x 28 x 19.75	Main board: 22 x 42 x 5.95 Daughter board: 50 x 28 x 19.75
Operating Temperature	STD temp : 0-70°C Wide temp : -40-85°C	STD temp : 0-70°C Wide temp : -40-85°C	STD temp : 0-70°C Wide temp : -40-85°C	STD temp : 0-70°C Wide temp : -40-85°C
Order Infomation	EGPL-G1S2-C1 (i225-LM) EGPL-G1S2-W1 (i225-IT) EGPL-G1S2-C2 (i225-LM, with bracket) EGPL-G1S2-W2 (i225-IT, with bracket)	EGPL-G2S2-C1 (i225-LM) EGPL-G2S2-W1 (i225-IT) EGPL-G2S2-C2 (i225-LM, with bracket) EGPL-G2S2-W2 (i225-IT, with bracket)	EGPL-G1S4-C1 (i225-LM) EGPL-G1S4-W1 (i225-IT) EGPL-G1S4-C2 (i225-LM, with bracket) EGPL-G1S4-W2 (i225-IT, with bracket)	EGPL-G2S4-C1 (i225-LM) EGPL-G2S4-W1 (i225-IT) EGPL-G2S4-C2 (i225-LM, with bracket) EGPL-G2S4-W2 (i225-IT, with bracket)



Model Name	EGPL-G1N1	EGPL-G2N1	EGPL-G1S3	ESPL-G401
Module Type	M.2 to single GbE LAN Module	M.2 to dual GbE LAN Module	M.2 2230 to single isolated GbE LAN module	PCIe to four GbE LAN Module
Key Features	<ol style="list-style-type: none"> <li>1. Intel i225 chip. Single isolated GbE LAN port</li> <li>2. Complies with EN61000-4-2 (ESD) Air-15kV, Contact-8kV</li> <li>3. Transformer on PCB for flexible cable design</li> <li>4. External LED indicator pin for speed 10/100/1000</li> <li>5. Industrial temperature -40°C to 85°C</li> </ol>	<ol style="list-style-type: none"> <li>1. Intel i225 chip. Dual isolated GbE LAN ports</li> <li>2. Complies with EN61000-4-2 (ESD) Air-15kV, Contact-8kV</li> <li>3. Transformer on PCB for flexible cable design</li> <li>4. External LED indicator pin for speed 10/100/1000</li> <li>5. Industrial temperature -40°C to 85°C</li> </ol>	<ol style="list-style-type: none"> <li>1. Intel i225 chip. Single isolated GbE LAN ports</li> <li>2. Complies with EN61000-4-5 2kV surge protection</li> <li>3. Complies with IEC 60950-1:2005 + A1: 2009 + A2:2013 2kV HiPOT protection</li> <li>4. Complies with EN61000-4-2 (ESD) Air-15kV, Contact-8kV</li> <li>5. Flexible daughter board with cable to fit into different system</li> <li>6. Industrial temperature -40°C to 85°C</li> </ol>	<ol style="list-style-type: none"> <li>1. Intel i225 chip. Supports four GbE LAN ports</li> <li>2. Complies with EN61000-4-5 2kV Surge protection</li> <li>3. Optional Industrial Temperature (-40°C to +85°C) support</li> </ol>
Form Factor	M.2 2280	M.2 2280	M.2 2230	Standard PCIe
Input I/F	PCI Express 2.1 x1	PCI Express 2.1 x1	PCI Express 2.1 x1	PCI Express 2.1 x4
Input Connector	M.2 B-M	M.2 B-M	M.2 A-E	PCIe x4
Output I/F	GbE LAN x 1	GbE LAN x 2	GbE LAN x 1	GbE LAN x 4
Output Connector	RJ45 x 1	RJ45 x 2	RJ45 x 1	RJ45 x 4
Dimension (WxLxH/mm)	22 x 80 x 9	30 x 50.9 x 7.6	Main board: 22 x 30 x 5.95 Daughter board: 32x 28 x 19.2	169.55 x 111.15 x 19.6
Operating Temperature	STD temp : 0~70°C Wide temp : -40~85°C	STD temp : 0~70°C Wide temp : -40~85°C	STD temp : 0~70°C Wide temp : -40~85°C	STD temp : 0~70°C Wide temp : -40~85°C
Order Infomation	EGPL-G1N1-C1 (i225-LM) EGPL-G1N1-W1 (i225-IT)	EGPL-G2N1-C1 (i225-LM) EGPL-G2N1-W1 (i225-IT)	EGPL-G1S3-C1 (i225-LM) EGPL-G1S3-W1 (i225-IT)	ESPL-G401-C1 (i225-LM) ESPL-G401-W1 (i225-IT)

## 1-4 Serial Port

Innodisk's range of mPCIe-expanded serial cards provide 2-, 4-, or 8-port RS-232/422/485 with PCIe or USB input, and isolation and ESD protection. Software switches can toggle between RS-232, RS-422, and RS-485 without opening the system chassis.



Model Name	EMP2-X202	EMP2-X402	EMP2-X203	EMP2-X403	EMP2-X404	EMP2-X801
Module Type	mPCIe to dual RS-422/485 module	mPCIe to four RS-422/485 module	mPCIe to dual RS-232 module	mPCIe to four RS-232 module	mPCIe to four RS-232/422/485 module	mPCIe to eight RS-232/422/485 module
Key Features	<ol style="list-style-type: none"> <li>1. PCIe 2.0 compliant. RS-422/485 mode configurable by switch. Supports 485HD (half-duplex) and 485FD (full-duplex)</li> <li>2. 4800 to 3Mbps serial data rate. 16C550-compatible. 256-byte FIFOs</li> <li>3. Flexible design with DB-9 connectors and cable</li> <li>4. Termination resistor by jumper setting.</li> <li>5. Complies with EN61000-4-2 (ESD) Air-15kV, Contact-8kV</li> </ol>	<ol style="list-style-type: none"> <li>1. PCIe 2.0 compliant. RS-422/485 mode configurable by switch. Supports 485HD (half-duplex) and 485FD (full-duplex)</li> <li>2. 4800 to 3Mbps serial data rate. 16C550-compatible. 256-byte FIFOs</li> <li>3. Flexible design with DB-9 connectors and cable</li> <li>4. Termination resistor by jumper setting</li> <li>5. Complies with EN61000-4-2 (ESD) Air-15kV, Contact-8kV</li> </ol>	<ol style="list-style-type: none"> <li>1. PCI-Express specification Rev. 2.0 compliant</li> <li>2. 4800 to 921.6Kbps serial data rate. 16550-compatible. 256-byte FIFOs</li> <li>3. Flexible design with DB-9 connectors and cable</li> <li>4. Supports CTS/RTS hardware flow control</li> <li>5. Complies with EN61000-4-2 (ESD) Air-15kV, Contact-8kV</li> </ol>	<ol style="list-style-type: none"> <li>1. PCI-Express specification Rev. 2.0 compliant</li> <li>2. 4800 to 921.6Kbps serial data rate. 16550-compatible. 256-byte FIFOs</li> <li>3. Flexible design with DB-9 connectors and cable</li> <li>4. Supports CTS/RTS hardware flow control</li> <li>5. Complies with EN61000-4-2 (ESD) Air-15kV, Contact-8kV</li> </ol>	<ol style="list-style-type: none"> <li>1. PCIe 2.0 compliant. RS-232/422/485 mode configurable by software</li> <li>2. 4800 to 3Mbps serial data rate (RS232921.6Kbps). 16C550-compatible. 256-byte FIFOs.</li> <li>3. Full RS-232 functions with DB9 connector</li> <li>4. Termination resistor enabled/disabled by DIP switch</li> <li>5. RI/5V/12V output switched by Jumper</li> <li>6. Complies with EN61000-4-2 (ESD) Air-15kV, Contact-8kV</li> </ol>	<ol style="list-style-type: none"> <li>1. PCIe 2.0 compliant. RS-232/422/485 mode configurable by software</li> <li>2. 4800 to 3Mbps serial data rate (RS232921.6Kbps). 16C550-compatible. 256-byte FIFOs.</li> <li>3. Flexible design with cable and daughter board x 8 (with DB-9 connectors)</li> <li>4. Termination resistor and 5V/12V output by jumper setting on daughterboard</li> <li>5. Complies with EN61000-4-2 (ESD) Air-15kV, Contact-8kV</li> </ol>
Form Factor	mPCIe	mPCIe	mPCIe	mPCIe	mPCIe	mPCIe
Input I/F	PCI Express 2.0	PCI Express 2.0	PCI Express 2.0	PCI Express 2.0	PCI Express 2.0	PCI Express 2.0
Input Connector	mPCIe	mPCIe	mPCIe	mPCIe	mPCIe	mPCIe
Output I/F	RS-422/485 x 2	RS-422/485 x 4	RS-232 x 2	RS-232 x 4	RS-232/422/485 x 4	RS-232/422/485 x 8
Output Connector	DB-9 x 2	DB-9 x 4	DB-9 x 2	DB-9 x 4	DB-9 x 4	DB-9 x 8
Dimension (WxLxH/mm)	30 x 50.9 x 8.2	30 x 50.9 x 8.2	30 x 50.9 x 6.7	30 x 50.9 x 6.7	30 x 50.9 x 6.1	30 x 50.9 x 6.1
Operating Temperature	Wide temp : -40~85°C	Wide temp : -40~85°C	Wide temp : -40~85°C	Wide temp : -40~85°C	Wide temp : -40~85°C	Wide temp : -40~85°C
Order Infomation	EMP2-X202-W1	EMP2-X402-W1	EMP2-X203-W1	EMP2-X403-W1	EMP2-X404-W1	EMP2-X801-W1




Model Name	EMP2-X2S1	EMP2-X4S1	EMP2-X4S2	EGP2-X401
Module Type	mPCIe to two Isolated RS-232 Module	mPCIe to four isolated RS-485 module	mPCIe to dual-isolated RS-422 & RS-485 module	M.2 to four RS-232/422/485 module
Key Features	<ol style="list-style-type: none"> <li>1. PCI-Express specification Rev. 2.0 compliant</li> <li>2. 4800 to 921.6Kbps serial data rate. 256-byte FIFOs</li> <li>3. Full RS232 functions with DB9 connector</li> <li>4. Support port-to-computer isolation, complies with IEC 60950-1:2005 + A1: 2009 + A2:2013 2.5kV HiPOT protection</li> <li>5. Complies with EN61000-4-2 (ESD) Air-15kV, Contact-8kV</li> <li>6. Industrial temperature -40 °C to 85 °C</li> </ol>	<ol style="list-style-type: none"> <li>1. PCI-Express specification Rev. 2.0 compliant</li> <li>2. 4800 to 3Mbps serial data rate. 16C550-compatible. 256-byte FIFOs</li> <li>3. Supports port-to-computer isolation, complies with IEC 60950-1:2005 + A1: 2009 + A2:2013 2.5kV HiPOT protection</li> <li>4. Complies with EN61000-4-2 (ESD) Air-15kV, Contact-8kV</li> <li>5. Termination resistor by switch setting</li> <li>6. Industrial temperature -40 °C to 85 °C</li> </ol>	<ol style="list-style-type: none"> <li>1. PCI-Express specification Rev. 2.0 compliant</li> <li>2. 4800 to 3Mbps serial data rate. 16C550-compatible. 256-byte FIFOs</li> <li>3. Supports port-to-computer isolation, complies with IEC 60950-1:2005 + A1: 2009 + A2:2013 2.5kV HiPOT protection</li> <li>4. Complies with EN61000-4-2 (ESD) Air-15kV, Contact-8kV</li> <li>5. Termination resistor by switch setting</li> <li>6. Industrial temperature -40 °C to 85 °C</li> </ol>	<ol style="list-style-type: none"> <li>1. PCIe 2.0 compliant. RS-232/422/485 mode configurable by software</li> <li>2. 4800 to 3Mbps serial data rate (RS-232 921.6Kbps). 16C550-compatible. 256-byte FIFOs</li> <li>3. Alternative vertical or horizontal connector</li> <li>4. Full RS-232 functions with DB9 connector</li> <li>5. Termination resistor enabled/ disabled by DIP switch</li> <li>6. Complies with EN61000-4-2 (ESD) Air-15kV, Contact-8kV</li> <li>7. Industrial temperature -40 °C to 85 °C</li> </ol>
Form Factor	mPCIe	mPCIe	mPCIe	M.2 2242
Input I/F	PCI Express 2.0	PCI Express 2.0	PCI Express 2.0	PCI Express 2.0 x 1
Input Connector	mPCIe	mPCIe	mPCIe	M.2 B-M
Output I/F	RS-232 x 2	RS-485 x 4	RS-422 x 2, RS-485 x 2	RS-232/422/485 x 4
Output Connector	DB-9 x 2	DB-9 x 4	DB-9 x 4	DB-9 x 4
Dimension (WxLxH/mm)	30x 50.9 x 12.9	30x 50.9 x 12.55	30x 50.9 x 12.55	Vertical : 22 x 42 x 6.45 Horizontal : 22 x 42 x 7.65
Operating Temperature	Wide temp: -40~85°C	Wide temp : -40~85°C	Wide temp : -40~85°C	Wide temp : -40~85°C
Order Infomation	EMP2-X2S1-W1	EMP2-X4S1-W1	EMP2-X4S2-W1	EGP2-x401-W1 (vertical connector) EGP2-x401-W2 (horizontal connector)

## Storage & Disk Array

Innodisk provides RAID (Redundant Array of Independent Disks) modules to combine multiple types of embedded flash for the purposes of data redundancy or capacity aggregation.



Model Name	EMPS-3401	EGPS-3401	EMPU-3201	EMPU-3401
Module Type	mPCIe to four SATA III module	M.2 3042 to four SATA module	mPCIe to dual USB 3.0 module	mPCIe to four USB 3.0 module
Key Features	<ol style="list-style-type: none"> <li>1. PCIe 2.0 to four SATA III ports</li> <li>2. Supports AHCI, port multiplier</li> <li>3. Low power consumption</li> <li>4. Industrial temperature -40 °C to 85 °C</li> </ol>	<ol style="list-style-type: none"> <li>1. PCIe 2.0 to four SATAIII ports</li> <li>2. Supports AHCI, port multiplier</li> <li>3. Low power consumption</li> </ol>	<ol style="list-style-type: none"> <li>1. Compliant with PCI Express Base Specification Revision 2.0</li> <li>2. Compliant with Universal Serial Bus 3.0 Specification Revision 1.0</li> <li>3. Supports 2 USB 3.0 ports (share PCIe Gen2 x1 bandwidth).</li> <li>4. Complies with EN61000-4-2 (ESD) Air-15kV, Contact-8kV</li> <li>5. Industrial temperature -40 °C to 85 °C</li> </ol>	<ol style="list-style-type: none"> <li>1. Support 4 x USB 3.0 ports up to SuperSpeed (5Gbps) data rate (share PCIe Gen2 x1 bandwidth).</li> <li>2. Independent 1.5A overcurrent protection (OCP) for each port.</li> <li>3. Compliant with xHCI 1.0, USB 3.0 Rev 1.0.</li> <li>4. Two USB ports from CN1 provides limited power natively.</li> <li>5. Two USB ports from CN2 needs external power.</li> <li>6. Supports USB Battery Charging Specification Revision 1.2.</li> </ol>
Form Factor	mPCIe	M.2 3042	mPCIe	mPCIe
Input I/F	PCI Express 2.0	PCI Express 2.0 x 1	PCI Express 2.0	PCI Express 2.0
Input Connector	mPCIe	M.2 B-M	mPCIe	mPCIe
Output I/F	SATA III x 4	SATA III x 4	USB 3.0 x 2	USB 3.0 x 4
Output Connector	SATA 7-pin x 4	SATA 7-pin x 4	19-pin box header x 1	19-pin box header x 2
Dimension (WxLxH/mm)	30.0 x 50.9 x 10.9	30 x 42 x 10.4	30.0 x 50.9 x 8.45	30.0 x 50.9 x 8.45
Operating Temperature	Wide temp: -40~85°C	STD temp : 0~70°C	STD temp : 0~70°C Wide temp : -40~85°C	STD temp : 0~70°C Wide temp : -40~85°C
Order Infomation	EMPS-3401-W1	EGPS-3401-C1	EMPU-3201-C1 EMPU-3201-W1	EMPU-3401-C1 EMPU-3401-W1



Model Name	EGPU-3201	EMPS-32R1	E2SS-32R1	E2SS-32R2
Module Type	M.2 to dual USB 3.0 Module	mPCIe to dual SATA III RAID module	2.5" SSD to dual mSATA RAID module	2.5" SSD to dual M.2 RAID module
Key Features	<ol style="list-style-type: none"> <li>1. Alternative M.2 2260 or 2280 B-M key</li> <li>2. Compliant with PCI Express Base Specification Revision 2.0</li> <li>3. Compliant with USB 3.0 Specification Revision 1.0, up to 5 Gbs</li> <li>4. Compliant with xHCI 1.0</li> <li>5. Supports 2 USB 3.0 ports (Share PCIe Gen2 x1 bandwidth)</li> <li>6. Supports each USB port output power up to 5V 900ma with external power in (200mA per port without external power)</li> <li>7. Complies with EN61000-4-2 (ESD) Air-15kV, Contact-8kV</li> </ol>	<ol style="list-style-type: none"> <li>1. PCIe to dual SATA III ports</li> <li>2. Supports AHCI, Port-Multiplier</li> <li>3. Supports Hardware RAID 0, RAID1</li> </ol>	<ol style="list-style-type: none"> <li>1. 2.5" SSD to dual mSATA slots</li> <li>2. Supports SATA III to SATA III port multiplier</li> <li>3. Supports H/W RAID 0/1 over SATA</li> <li>4. Excellent data transfer speed</li> </ol>	<ol style="list-style-type: none"> <li>1. 2.5" SSD to dual M.2 slots.</li> <li>2. Supports M.2 Key-B 2242/2260/2280</li> <li>3. Supports SATA III to SATA III port multiplier</li> <li>4. Supports H/W RAID 0/1 over SATA</li> <li>5. Excellent data transfer speed</li> </ol>
Form Factor	M.2 2260/2280	mPCIe	2.5" SSD	2.5" SSD
Input I/F	PCI Express 2.0	PCI Express 2.0	SATA III	SATA III
Input Connector	M.2 B-M	mPCIe	SATA 7 + 15-pin	SATA 7 + 15-pin
Output I/F	USB 3.0 x 2	SATA III x 2	SATA III x 2	SATA III x 2
Output Connector	19 Pin box header x 1	SATA 7-pin x 2	mSATA x 2	M.2 Key-B x 2
Dimension (WxLxH/mm)	22.0 x 60.0 x 8.4 / 22.0 x 80.0 x 8.4	30.0 x 50.9 x 10.7	69.85 x 100.1 x 11.0	69.85 x 100.1 x 11.0
Operating Temperature	STD temp: 0-70°C Wide temp: -40-85°C	STD temp: 0-70°C	STD temp: 0-70°C	STD temp: 0-70°C
Order Information	EGPU-3201-C1 / EGPU-3201-C2 EGPU-3201-W1 / EGPU-3201-W2	EMPS-32R1-C1	E2SS-32R1-C1	E2SS-32R2-C1

## Display Card

Innodisk's embedded display card features a 2D graphics engine and supports resolutions up to 1920 x 1080. With a fanless design, our mPCIe display cards can operate at temperatures ranging from -40°C to 85°C. With support for both Windows and Linux drivers, Innodisk's display cards are suitable for a wide variety of industrial platforms.



Model Name	EMPV-1201	EMPV-1202	EGPV-1101
Module Type	mPCIe to dual VGA & HDMI (DVI) module	mPCIe to VGA & 18/24 bit LVDS module	M.2 to to HDMI or DVI & single/dual-channel LVDS module
Key Features	<ol style="list-style-type: none"> <li>1. mPCIe to dual VGA &amp; HDMI graphics card</li> <li>2. VGA output: 1920x1080, up to 75Hz vertical rate.</li> <li>3. HDMI/DVI up to 1080p, ultra low power consumption.</li> <li>4. Optional VGA/HDMI/DVI cable</li> <li>5. 90°, 180°, and 270° rotation of on-screen images</li> </ol>	<ol style="list-style-type: none"> <li>1. VGA output up to 1920x1080, up to 75Hz vertical rate</li> <li>2. LVDS resolution supports up to 1600 x 1200</li> <li>3. EMPV-1202-C1 supports 18/24 bit JEIDA LVDS</li> <li>4. EMPV-1202-C2 supports 24 bit VESA LVDS</li> <li>5. Allow for 90°, 180°, and 270° rotation of on-screen images.</li> </ol>	<ol style="list-style-type: none"> <li>1. Supports display output of HDMI 1.4 or DVI-D, single/dual 24bit LVDS channel</li> <li>2. Single HDMI/DVI-D display resolution up to 4K UHD (3840x2160@30p)</li> <li>3. Dual LVDS display resolution up to FHD (1920x1080@60p)</li> <li>4. H/W video decoder supports multiple formats, i.e., H264/AVC/DIVX/XXVID/MPEG-4/MPEG-2</li> <li>5. Built-in 256MB DDR3 memory</li> <li>6. Industrial temperature -40 °C to 85 °C</li> </ol>
Form Factor	mPCIe	mPCIe	M.2 2280
Input I/F	PCI Express 1.0	PCI Express 1.0	PCI Express 2.0 x 2
Input Connector	mPCIe	mPCIe	M.2 B-M
Output I/F	VGA x 2, HDMI x 1 (optional DVI x 1)	VGA, 18/24 bit LVDS	HDMI or DVI-D x 1, single & dual LVDS
Output Connector	40-pin 1.25mm x 2 (40DP-1.25)	40-pin 1.25mm x 1(40DP-1.25)	20-pin x 1(HDMI), 20-pin x 2 (LVDS)
Dimensions (WxLxH/mm)	31.5 x 50.9 x 8.2	30.0 x 50.9 x 8.2	30.0 x 50.9 x 8.2
Operating Temperature	STD temp: 0-70°C	STD temp: 0-70°C	STD temp: 0-70°C Wide temp: -40-85°C
Order Information	EMPV-1201-C1	EMPV-1202-C1 EMPV-1202-C2	EGPV-1101-C1 (HDMI, Standard Temp.) EGPV-1101-W1 (HDMI, Wide Temp.) EGPV-1101-C2 (LVDS, Standard Temp.) EGPV-1101-W2 (LVDS, Wide Temp.) EGPV-1101-C3 (with HDMI Cable, Standard Temp.) EGPV-1101-W3 (with HDMI Cable, Wide Temp.) EGPV-1101-C4 (with DVI Cable, Standard Temp.) EGPV-1101-W4 (with DVI Cable, Wide Temp.)

# Testing Tool

Innodisk provides flash storage with different interfaces and form factors. In order to help customers, we also design signal converters for testing purposes. With these tools, you can test different types of embedded flash modules with one card.



Model Name	ELPP-0101	EMXX-0101	EMXX-0102
Module Type	PCIex 1 to mPCIe module	mPCIe to M.2 A-E key module	mPCIe to M.2 B key module
Key Features	<ol style="list-style-type: none"> <li>1. PCI-Express specification Rev. 2.0 compliant</li> <li>2. PCIe x1 to mPCIe passthrough design</li> </ol>	<ol style="list-style-type: none"> <li>1. PCIe and USB signal passthrough design</li> <li>2. Supports M.2 A-E key wireless module such as 3G, 4G, WLAN, WWAN, Bluetooth</li> <li>3. Supports M.2 2230/2242 form factors</li> <li>4. Supports M.2 PCIe Lane #0 &amp; Lane 1 by pin header setting</li> <li>5. Industrial temperature -40 °C to 85 °C</li> </ol>	<ol style="list-style-type: none"> <li>1. Support M.2 2230/2242 B key form factor</li> <li>2. Compliant with PCI Express Base Specification</li> <li>3. Compliant with Universal Serial Bus 2.0 Specification</li> <li>4. Compliant with SATA III Specification</li> <li>5. Industrial temperature -40 °C to 85 °C</li> </ol>
Form Factor	Low-profile PCIe	mPCIe	mPCIe
Input I/F	PCI Express 2.0	PCI Express , USB 2.0	PCI Express , USB 2.0, SATA
Input Connector	PCIe x 1	mPCIe	mPCIe
Output I/F	PCI Express 2.0	PCI Express , USB 2.0	PCI Express , USB 2.0, SATA
Output Connector	mPCIe x 1	M.2 Key-A-E	M.2 Key B
Dimensions (WxLxH/mm)	72.1 x 68.9 x 10.2	30 x 54.4 x 8.15	30 x 54.4 x 6.4
Operating Temperature	STD temp : 0~70°C	Wide temp : -40~85°C	Wide temp : -40~85°C
Order Information	ELPP-0101-C2	EMXX-0101-W1 (M.2 Key-A) EMXX-0101-W2 (M.2 Key-E)	EMXX-0102-W1

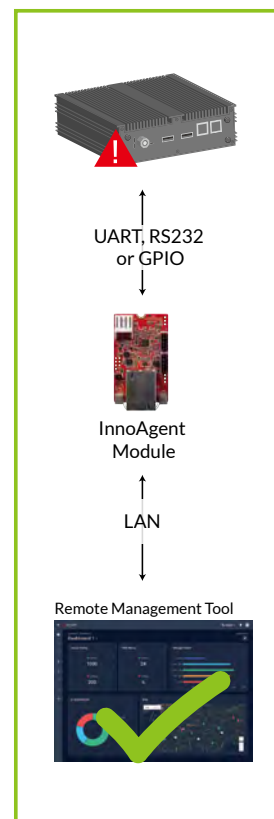
# OOB(out-of-band)

InnoAgent offers impressive OOB (out-of-band) remote management technology via an embedded peripheral module that connects to systems via UART, RS232 or GPIO, and to an independent network via LAN. It allows system operators to remotely manage and maintain devices even when a device's hardware, software or connected network is malfunctioning. With remote power on/off/reset, and operational in temperatures as low as -40 °C, and as high as 85°C, InnoAgent is the perfect companion for smart city applications.

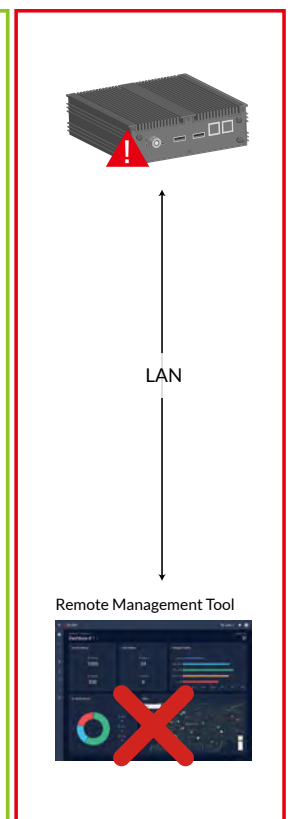


Model Name	InnoAgent EZ2N-OXL1
Module Type	Out-of-Band Remote Management Module
Key Features	<ol style="list-style-type: none"> <li>1. Nuvoton NUC980 32bit Microprocessor</li> <li>2. Remote Power On/Off/Reset</li> <li>3. Programmable Remote control GPIO</li> <li>4. Optional Support I2C function</li> <li>5. Support Remote UART/RS232 Data Transmission</li> <li>6. Support OT Device without Network Connection</li> <li>7. In-Band Heartbeat Agent to Check Device Alive</li> <li>8. Optional Support innodisk iCAP 2.0 Private Cloud</li> <li>9. Optional Support Allxon Public Cloud</li> <li>10. Standard MQTT Network Connection Protocol</li> <li>11. Support OTA Firmware Upgrade</li> <li>12. Complies with EN61000-4-2 (ESD) Air-15kV, Contact-8kV</li> <li>13. Operation temperature -40°C to +85°C support</li> </ol>
Network I/F	10/100 Mbps LAN (RJ45)
Network Protocol	MQTT
Host I/F	3.3V UART, RS232 (Pitch 2.0mm Pin Header)
Remote Control I/O	3.3V GPIO x 6 (2 GPIO can be I2C) Power SW x2 (Pitch 2.0mm Pin Header)
Power Source	+5V Standby Power Input (4pin floppy male connector)
Dimensions(W*L*H/mm)	51 x 31.3 x 19.05
Temperature	-40~85°C
Order info.	EZ2N-OXL1-W1 (Private Cloud: SDK, iCAP 2.0) EZ2N-OXL1-W2 (Public Cloud: Allxon)

With InnoAgent



Without InnoAgent



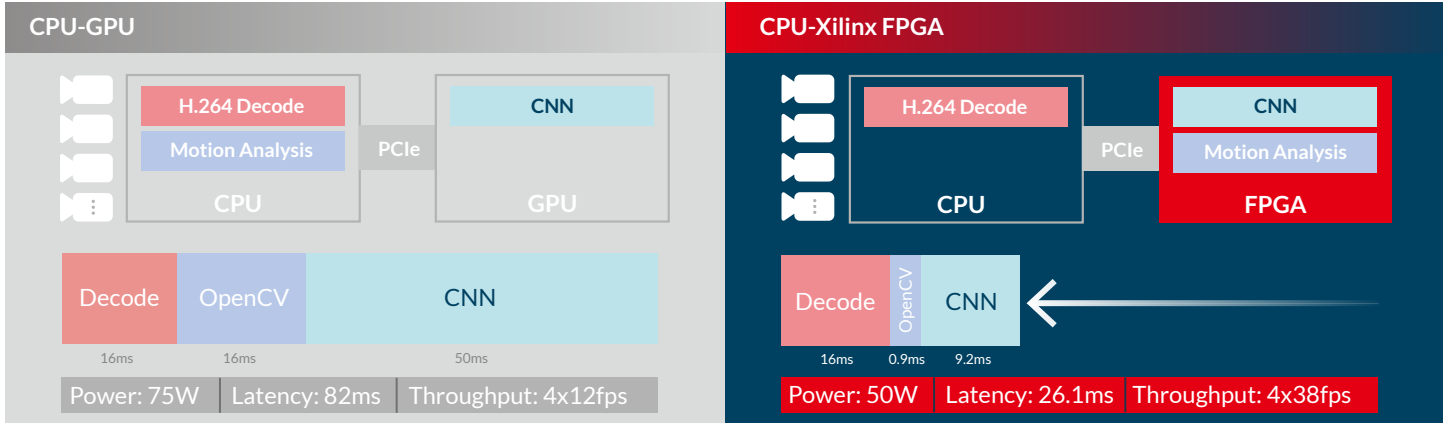
# FPGA

Automated defect inspection, a key machine vision application, is an essential technology in modern manufacturing. Automated visual inspection guarantees that the final product is shipped without flaws. In these cases, it is vital that a fast and highly accurate inspection system is used.

This is exactly what our FPGA solutions aim to conquer. Innodisk FPGA solutions are powered by AMD Xilinx's KRIA SOM and ZYNQ Ultrascale+ MPSoC to help accelerate AI deployment across different verticals. Due to the small and diverse product characteristics of industrial markets, FPGAs may be the most suitable AI solution for industrial AI applications based on three benefits: low power consumption, high flexibility, and long-term availability.

## Why FPGA Edge AI Solutions?

- Pipeline architecture that processes multiple instructions simultaneously can save time for the simultaneous inference of various models
- Optimized AI inference with pre and post-processing
- High flexibility, low latency, and low power consumption
- Long-term supply guarantee



Model Name	EXMU-X261	EXOU-X261
Module Type	FPGA Machine Vision Solution Kit	FPGA Machine Vision System
Key Features	<ol style="list-style-type: none"> <li>1. Xilinx Kria K26 SOM featuring low latency and high-performance DPU</li> <li>2. Support Innodisk iCAP Cloud Platform for remote management</li> <li>3. Support InnoAgent to support out-of-band (OOB) remote management</li> <li>4. Support PCIe M.2 2230 / 2242 slot for Storage and Peripherals</li> <li>5. Prebuilt Hardware Acceleration with BSP / Pre-trained AI Models</li> <li>6. Optional Industrial Temperature (-40°C to +85°C) support</li> <li>7. Industrial design, manufactured in innodisk Taiwan, 3-year warranty</li> </ol>	<ol style="list-style-type: none"> <li>1. Great Heat Conductive with Fanless design</li> <li>2. DC 9 ~ 15V Power Input</li> <li>3. Xilinx Kria K26 SOM featuring low latency and high-performance DPU</li> <li>4. Prebuilt Hardware Acceleration with BSP / Pre-trained AI Models</li> <li>5. Support InnoAgent to support out-of-band (OOB) remote management</li> <li>6. High peripheral extensibility</li> <li>7. Operating temperature range from 0°C to 50°C</li> <li>8. Industrial design, manufactured in innodisk Taiwan, 3-year warranty</li> </ol>
Form Factor	SOM	Non-standard
Controller	Kria K26	Kria K26
Dimension	120 x 100 mm	142 x 104 x 70 mm
Display Interface	1x HDMI 1.4	1x HDMI 1.4
Ethernet	1x RJ45 GbE LAN	1x RJ45 GbE LAN
I/O	4x USB 3.1 Gen1 1x 15pin terminal block (GPIOx5, UARTx1, CANbus x2, I2C x1) 1x MicroSD 1x USB Type-C (Debug Only) Power Button / Reset Button	4x USB 3.1 Gen1 1x 15pin terminal block (GPIOx5, UARTx1, CANbus x2, I2C x1) 1x MicroSD 1x USB Type-C (Debug Only) Power Button / Reset Button
Expansion	M.2 2230 E-Key (PCIe Gen2 x1, USB 2.0) M.2 2242 M-Key (PCIe Gen3 x4)	M.2 2230 E-Key (PCIe Gen2 x1, USB 2.0) M.2 2242 M-Key (PCIe Gen3 x4)
Indicator	Dual Color Power LED	Dual Color Power LED
Power Requirement	12V +/-5% DC Power supply	12V +/-5% DC Power supply
Power Consumption	Approximate 12W	Approximate 12W
Temperature	Operation: Standard Temp: 0°C ~ 70°C / Storage: -40°C ~ 75°C	Operation: Standard Temp: 0°C ~ 50°C / Storage: -40°C ~ 75°C
Storage Humidity	5% to 95%, non-condensing	5% to 95%, non-condensing
OS Support	Linux OS 5.4.0; Ubuntu 18.04	Linux OS 5.4.0; Ubuntu 18.04
Certification	CE/FCC class A	CE/FCC class A



# Camera

Cameras play an important role in various vision applications, from retail and transportation to embedded vision. Camera design can be complex, as it involves the combination of sensors, lens, and ISP. However, Innodisk's camera team is sophisticated in hardware and software engineering, so users do not need to worry about image quality and can focus on their own system integration matters.

Innodisk cameras include a USB camera product line that focuses on ATM or KIOSK POS retail applications, as well as an embedded vision product line that provides MIPI camera interfaces and camera drivers for embedded platforms such as Nvidia Jetson and Xilinx KV260.

Today, many camera applications are used not only for display to human eyes but also as an input for computer vision and even AI object detection. Therefore, good image quality is crucial for improving the accuracy of AI algorithms. At Innodisk, our core competency is providing the best image quality for your vision applications.

## Innodisk Camera Product Lines

### Innodisk USB Camera Product Line

Innodisk's USB camera product line complies with the UVC protocol. The USB video device class (UVC) is the most popular camera standard, which is compatible with many operating systems such as Windows, Linux, MacOS, and Android. It is plug and play in almost every device with a USB interface.

Innodisk's compact size camera modules are ideal for panel PC and bedside infotainment applications. Innodisk also offers different camera features such as low light condition and high dynamic range to fulfill all sorts of your camera requirements.

### Innodisk MIPI Camera Product Line

The advantages of Innodisk's MIPI-CSI2 camera are high bandwidth and low power consumption, which make it ideal for edge embedded vision. Another key feature is that all MIPI-CSI2 camera modules have ISP inside. Innodisk can customize different ISPs for your specific applications, without having to ask and wait for limited support from SoC vendors.

Innodisk provides camera design, manufacturing, MIPI driver development, and image tuning services for our valued customers.

## The Advantages of Innodisk Camera

### Design



- Integrate from lens, sensor, ISP to camera module
- MIPI camera driver development
- Customized services upon request

### Manufacturing



- Produced at Innodisk's manufacturing site
- Mass production tools
- Highly traceability
- Highly consistency

### Reliability



- Test report (chamber, EMI, etc.)
- Image quality report
- Light source box verification
- Outdoor verification

### Image Quality



- Optimized for different applications
- Customized services upon request

### Customize




- Customized services upon request

### Software



- Platform driver support
- Image adjustment

## Image Quality Adjustment to Increase AI Applications Detection Ratio





Model Name	EV2U-SGR1	EV2U-RMR1	EV2U-RMR2
Module Type	USB2.0 Fixed Focus Camera Module	USB2.0 Fixed Focus Camera Module	USB2.0 Fixed Focus Camera Module
Key Features	<ol style="list-style-type: none"> <li>1. 1920x1080 @30fps</li> <li>2. Low light condition</li> <li>3. Lens D/H/V FOV:121°/102°/54°</li> <li>4. OS Support: Windows, Linux, Android, MacOS (UVC)</li> <li>5. Compliant to USB2.0 and USB Video Class</li> <li>6. Complies with CE/FCC Class A</li> </ol>	<ol style="list-style-type: none"> <li>1. 1920x1080 @30fps</li> <li>2. HDR</li> <li>3. Lens D/H/V FOV:67°/55°/42°</li> <li>4. OS Support: Windows, Linux, Android, MacOS (UVC)</li> <li>5. Compliant to USB2.0 and USB Video Class</li> <li>6. Complies with CE/FCC Class A</li> </ol>	<ol style="list-style-type: none"> <li>1. 1920x1080 @30fps</li> <li>2. HDR</li> <li>3. Lens D/H/V FOV:86°/72°/38°</li> <li>4. OS Support: Windows, Linux, Android, MacOS (UVC)</li> <li>5. Compliant to USB2.1 and USB Video Class</li> <li>6. Complies with CE/FCC Class A</li> </ol>
Resolution	1920x1080 @ 30fps	1920x1080 @ 30fps	1920x1080 @ 30fps
Output I/F	USB2.0	USB2.0	USB2.0
Power consumption	Approximate 1W	Approximate 1W	Approximate 1W
Operating Temperature	-20°C ~ +70°C	-20°C ~ +70°C	-20°C ~ +70°C
Sensor Size	1/2.9"	1/6"	1/4"
Pixel Size	2.8 um	1.4 um	2 um
Lens type	Fixed focus (M12)	Fixed focus (M5)	Fixed focus (M12)
Dimensions(W*L*H/mm)	38 x 38 x 16.8	60 x 8 x 4.8	58 x 25 x 22
Lens D/H/V FOV	121°/102°/54°	67°/55°/42°	86°/72°/38°
OS/platform Support	Windows, Linux, Android, MacOS	Windows, Linux, Android, MacOS	Windows, Linux, Android, MacOS
Order info.	EV2U-SGR1-MMC1-C1 USB2.0 Fixed Focus Camera Module 7W2000000150(USB cable, optional) USB2.0 cable 1 meter, 4 pins, pitch 1.25mm	EV2U-RMR1-UMCB-C1 USB2.0 Fixed Focus Camera Module 7W2000000160(USB cable, optional) USB2.0 cable 1 meter, 5 pins, pitch 1mm	EV2U-RMR2-MMC1-C1 USB2.0 Fixed Focus Camera Module 7W2000000160(USB cable, optional) USB2.0 cable 1 meter, 5 pins, pitch 1mm



Model Name	EV2M-OOM1	EVDM-OOM1
Module Type	MIPI-CSI2 Fixed Focus Camera Module	MIPI-CSI2 Fixed Focus Camera Module
Key Features	<ol style="list-style-type: none"> <li>1. 1920 x 1200 @ 60fps</li> <li>2. ISP inside</li> <li>3. Global Shutter</li> <li>4. Lens D/H/V FOV:104°/86°/46°</li> <li>5. Platform Support: Nvidia Jetson Xavier NX/Nano; Xilinx KV260</li> <li>6. Complies with CE/FCC Class A</li> </ol>	<ol style="list-style-type: none"> <li>1. 4192 x 3120 (13MP) @ 10fps</li> <li>2. ISP inside,</li> <li>3. HDR</li> <li>4. Pixel binning</li> <li>5. Lens D/H/V FOV:91°/71°/52°</li> <li>6. Platform Support: Nvidia Jetson Xavier NX/Nano; Xilinx KV260</li> <li>7. Complies with CE/FCC Class A</li> </ol>
Resolution	1920 x 1200 (2.3MP) @ 60fps	4192 x 3120 (13MP) @ 10fps
Output I/F	MIPI 15pins (2 lanes)	MIPI 15pins (2 lanes)
Power consumption	Approximate 1W	Approximate 1W
Operating Temperature	-30°C ~ +70°C	-30°C ~ +70°C
Sensor Size	1/2.6" ; Onsemi AR0234	1/3.2" ; Onsemi AR1335
Pixel Size	3 um	1.1 um
Lens type	Fixed focus (M12)	Fixed focus (M12)
Dimensions(W*L*H/mm)	38 x 38 x 22	38 x 38 x 22
Lens D/H/V FOV	104°/86°/46°	91°/71°/52°
OS/platform Support	Nvidia Jetson Xavier NX/Nano; Xilinx KV260	Nvidia Jetson Xavier NX/Nano; Xilinx KV260
Order info.	EV2M-OOM1 MIPI Fixed Focus Camera Module	EVDM-OOM1 MIPI Fixed Focus Camera Module



## Our Vision

# Absolute Integration™

Absolute Integration™ is our envisioned path that moves toward a more interconnected world.

“To us, integration is not merely the combination of hardware, software and firmware; it is a philosophy that assimilates all relevant elements to create an optimal solution.”

### Headquarters

#### Innodisk Corporation

5F., No. 237, Sec. 1, Datong Rd., Xizhi Dist.,  
New Taipei City, 221, Taiwan

**T** +886-2-7703-3000

**F** +886-2-7703-3555

**E** sales@innodisk.com

### Branch Offices

#### Japan

2F., 1-1-14, Nihonbashi-Ningyocho,  
Chuo-ku, Tokyo, 103-0013 Japan

**T** +81-3-6667-0161

**F** +81-3-6667-0162

**E** jpsales@innodisk.com

#### Europe

Pisanostraat 57, 5623 CB,  
Eindhoven, The Netherlands

**T** +31-(0)40 3045 400

**F** +31-(0)40 3045 419

**E** eusales@innodisk.com

#### France

Immeuble Arago 1, 41 boulevard Vauban  
78280 Guyancourt.

**T** +33(0)1 34 89 50 28

**E** fr\_sales@innodisk.com

#### USA

42996 Osgood Road  
Fremont, CA 94539

**T** +1-510-770-9421

**F** +1-510-770-9424

**E** usasales@innodisk.com

9 Timber Lane, Marlboro, NJ 07746

**T** +1-732-853-0455

**F** +1-732-784-6401

1 Chisholm Trail Road

Suite 4150, Round Rock, TX 78681

**T** +1-512-828-7464

#### Taiwan

18F.-3, No. 660, Sec. 3, Taiwan Blvd.,  
Xitun Dist., Taichung City 407, Taiwan

78280 Guyancourt.

**T** +886-4-3702-3200

#### China

807, 8 Floor, Building B, Hengyue  
Center, Dengliang Road, Nanshan  
District, Shenzhen, China

**T** +86-0755-2167-3689

+86-0755-2167-3690

**F** +86-0755-2167-3691

**E** sales\_cn@innodisk.com

Shanghai **T** +86-021-64198038

**T** +86-021-64195356

Beijing **T** +86-010-82458120

**T** +86-010-82458130

Chengdu **T** +86-028-67197490

Wuhan **T** +86-027-81941314

For more warranty details, please contact the Innodisk Sales Department or visit our website:

[www.innodisk.com](http://www.innodisk.com)

